

# SIMPLE

## MOLECULAR MEDICINES



## Not Cures... Solutions

For A Disease

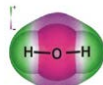
For All Disease



Chlorine Dioxide  
(**ClO<sub>2</sub>**, **mms**,  
**CDS**)  
Ch 1-11 &



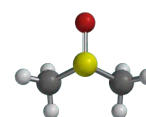
Hydrogen  
(**H** & **H<sub>2</sub>**)  
Ch 12-14



Electrically  
Expanded  
Water  
(**Ex-W**)  
Ch 12-14



Hypochlorous  
Acid  
(**HClO**)  
Ch 6 & 7



Dimethyl  
Sulfoxide  
(**DMSO**)  
Ch 6 & 7

**A Guide to Safely & Inexpensively Making & Using These in the Home**

Audiobook version at: <https://www.podomatic.com/podcasts/bhstone7> 

**Brian Stone**

MBA, Ph D, Student of Health - Edition 3.0

**SIMPLE Molecular Medicines:** *NOT CURES for a Disease, SOLUTIONS for all Disease*  
Brian Stone, MBA, Ph D.

## ***Simple Molecular Medicines Are...***

*Medicines made of **Simpler Molecules than Pharmaceutical** Compounds*

*A **fraction of the cost** of Pharmaceutical Medicines*

*Safely **Destroying Viruses** Without the help of Vaccines (Variants Too)*

***Faster and Stronger** than Pharmaceutical Antibiotics*

*A Winning Solution against **Allergies***

*A Winning Solution against **Autoimmune Disease***

*Helping Athletes **Increase Physical Performance & Decrease Recovery** Time*

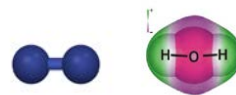
## **Not Cures to a Disease; Solutions for All Disease**

*(Click on Links Below for the Research)*



### **[Chlorine Dioxide Research](#)**

<https://drive.google.com/drive/folders/1W2LoHTeDarOE3XgqYsOLbc0aVFKRnvJW?usp=sharing>



### **[Hydrogen \(Browns Gas\) Research](#)**

<https://drive.google.com/drive/folders/1kjiqOejGTzo568Szy7VszmCGHfGdFMjL?usp=sharing>

<https://chlorinedioxidetruth.weebly.com/>

**Edition 3.1 - March 2022 ([Audiobook Included](#))**

**These Editions of this book are written to be free to all without cost. I plan on adding to it and making revisions as needed. I may also produce a more professional version of this book with formal referencing. However, that is not my ultimate goal. I have enough for my needs but am open to any help to further the cause of helping people with their health. Let God Prevail!**

**I encourage all others to become “Students of Health” and to verify and learn the truth about what these simple and basic molecules are and what they can do to improve health. It is not complicated when you understand how they work and how to use them. Yet, this information has been kept from us long enough by those that fear the truth. The paradigm shift of healing continues.**

**Every other published book that teaches about Chlorine Dioxide for health has been banned from amazon.com. Additionally, much of the other molecular information in this book has been suppressed for the sake of a profit-based medical system that favors profits over quality of life. These informative books can be purchased at other websites or, in some cases, be found for free. Please note that most of these books and their related presentations have been banned from Amazon.com and heavily censored from the internet. Here is my recommended list:**

**Jim Humble Books**

The Master Mineral Solution of the Third Millennium  
Breakthrough, The Miracle Mineral Supplement of the 21<sup>st</sup> Century  
MMS Health Recovery Guidebook

**Mark Grenon Books**

Imagine a World Without Dis-Ease Books 1, 2 & 3

**Andreas Kalcker Books**

Forbidden Medicine  
Bye Bye Covid

**Kerri Rivera Books**

Healing the Symptoms Known as Autism

**The combined works of Tyler LeBaron & George Wiseman**

The author can be reached at:

[millennialmms@gmail.com](mailto:millennialmms@gmail.com) & [millennialmms@protonmail.com](mailto:millennialmms@protonmail.com)

Please direct any comments, questions or suggestions to either of these emails.

**SIMPLE Molecular Medicines:** *NOT CURES for a Disease, SOLUTIONS for all Disease*  
Brian Stone, MBA, Ph D.

# Simple Molecular Medicines

Not cures to a Disease, Solutions for All Disease

*By Brian Stone - MBA, Ph D, Student of Health*

<b>Medical Disclaimer</b>	<b>6</b>
<b>Introduction</b>	<b>7</b>
<b>About the Author</b>	<b>9</b>
Prologue	11
Chapter 1: THE SILVER LINING OF COVID-19 IS ACTUALLY GOLD	13
Chapter 2: SCIENCE, HISTORY, & VOCABULARY OF CHLORINE DIOXIDE	20
What it is called and where it is sold	20
Brief History - ClO <sub>2</sub> Discovery, the 80's & 90's, to today	22
Let's get Molecular: ClO <sub>2</sub> Working in the Body using Electron Oxidation	26
How to Activate a single drop of MMS (Activating NaClO <sub>2</sub> )	32
Chapter 3: PURIFYING WATER	34
Chapter 4: ClO <sub>2</sub> AS A MEDICINE? WHERE TO START	36
The 3 ways to take ClO <sub>2</sub> as a Medicine	37
Understanding the "Herxheimer" Reaction (or the 3 H's)	42
The "GUT RESPONSE": Let it be your Compass	43
THE 3 GOLDEN RULES:	45
WHAT WEAKENS CHLORINE DIOXIDE: Foods and Supplements to Avoid while ClO <sub>2</sub> is in your body	46
Chapter 5: BASIC MMS - Sodium Chlorite + Water (Protocol 1)	48
Chapter 6: "ACTIVATED" MMS (Protocols 1000 & 1000+)	60
Regimen 1 - Startup Procedure (or Startup Protocol)	61
Regimen 2 - Protocol 1000: The basic detox and procedure for so many illnesses	65
What Can the Protocol 1000 Treat?	67
DMSO: The "Plus" in the Protocol 1000+	69
Regimen 3 - The Maintenance Schedule	73
Chapter 7: MORE "ACTIVATED" MMS (Protocols 2000, 3000) & PROTOCOL 4000	75
Protocol 2000 and What it Can Treat	80
Protocol 3000 and What it Can Treat	84
Protocol 4000: Hypochlorous Acid as a "Stand-Alone" Medicine	86
Chapter 8: CHLORINE DIOXIDE SOLUTION (CDS) "Hospital Grade ClO <sub>2</sub> "	88
CDS vs. MMS: What is the Difference?	89
Making, Storing, and Using CDS	91
CDS PROTOCOLS: 1-Page Reference (Some of these are MMS Protocols)	94

**SIMPLE Molecular Medicines:** *NOT CURES for a Disease, SOLUTIONS for all Disease*

Brian Stone, MBA, Ph D.

Chapter 9: YUCK! WHAT TO DO ABOUT THAT BITTER TASTE	95
Chapter 10: MAKING YOUR OWN A & B MIX - For MMS AND CDS	98
Chapter 11: SIMPLE “HEALTH-HACKS” WITH CHLORINE DIOXIDE	103
Chapter 12: BROWNS GAS - THE SCIENCE OF THE “HYDROGEN PANACEA”	106
HYDROGEN: Building Block of Life	108
Ex-W: The “Plasma Water” Energy Source	110
THE RESEARCH: Browns Gas-Related Health Benefits	113
Chapter 13: BROWN’S GAS VS. CHLORINE DIOXIDE	115
Chapter 14: BROWNS GAS PROTOCOLS	120
SAFETY FIRST with a Brown’s Gas Machine	120
BUYING A BROWN’S GAS GENERATOR	121
BROWN’S GAS TREATMENTS: The 4 most common ways to Use it	122
THE POWER OF THE “PULSE” CYCLE	125
DISEASES TREATED with Brown's Gas Drinking and Breathing	127
Chapter 15: FREQUENTLY ASKED QUESTIONS FOR THE BEGINNERS	129
Chapter 16: FINAL THOUGHTS: The Work of Change	132
Chapter 17: FUTURE POSSIBLE CHAPTERS	136
INDEX	137
Protocol Treatments based on Testimonials (MMS Only)	137
LINKS AND TESTIMONIAL VIDEOS	143
EDUCATIONAL VIDEOS:	144
The ABC’s of MMS	144
EDUCATIONAL VIDEOS: SHORT DEMONSTRATIONS	148

**SIMPLE Molecular Medicines:** *NOT CURES for a Disease, SOLUTIONS for all Disease*

Brian Stone, MBA, Ph D.

## Medical Disclaimer

This book is intended to be used as an educational guide and not a prescription of medicine or lifestyle. These teachings are my own opinion, research and experience and should not be taken as professional medical advice. Chlorine dioxide, hydrogen and plasma h<sub>2</sub>O do not really cure any diseases or sicknesses. It is only a set of simple chemical compounds with different atoms (Oxygen and Chlorine and Hydrogen) that help the body remove pathogens and other toxins by oxidation, regulation and other means so that the body can heal faster by itself. I am not a Medical doctor nor a chemist, nor a biologist, physicist nor any other type of professional “ist”. I am simply a common Student of Health in the Information Age who has found that these molecular compounds help the body to recover from diseases with minimal discomfort when taken in correct small doses. They are not just a series of “wide-spectrum” medicines, they are more like “full-spectrum” medicines against disease. I encourage all to take the time and make the effort to study things out in their mind and make educated decisions in how they manage their own health and the health of their loved ones. These ain't no “snake oils”.

## Introduction

This book is written to be a “condensed-version” reference to Chlorine Dioxide and a few other simple home-remedy medical treatments. There are several longer books on Chlorine Dioxide (also known as “MMS” or “CDS”) as well as DMSO and how to use these for health purposes. There are also hundreds of studies about the use of hydrogen and its related term “Browns Gas” which show their health benefits. However, I have not found a short and simple “how-to” version as of yet for the average person to make and use in the home. The text in this book is linked up with demonstration and educational [how-to videos](#) that I have personally made for the reader’s education and use. The videos are low-budget and free to the public. I have tried to write the book to be simple enough that an average person could understand it. (I’ve never taken a chemistry class but I learned as I went along with this work). I’m sorry if I sometimes slip into academic mode and am hard to understand. I specifically envision an average mom, dad or adult who is trying to learn about this so that they can better take care of themselves and their family. This would have helped me greatly as I raised my 7 children in the 1990’s and early 2000’s. I am not against traditional doctors or western medicine. I am still not a full-fledged “anti-vaxxer” either. However, I do promote a more well-rounded and balanced use of maintaining our health beyond just Medical doctors, Pharmaceutical medicine and Surgery. In a more ideal world, the Medical doctor should stand arm in arm with the Chiropractor, the Physical Therapist, the Herbalist, the Naturopathic Doctor, the Energy Work Practitioner and others to administer what is best for our health. Currently, our U.S. government and Insurance companies do not have this balance with Healthcare.

Chlorine Dioxide is the best-known pathogen killer and disinfectant in the world and can be taken into the body in small, diluted doses. Additionally, HHO, or Browns Gas is also showing great promise to do similar things to promote health and living a disease-free life. The medical and scientific industry acknowledges these truths, but the power-leaders in the world (i.e. pharmaceutical companies, investment bankers, governments) have had a stronghold on the information being kept from the public. I don’t consider myself a “Conspiracy Theorist” but I have learned that there is a reason why many people have heard either nothing or only negative things about Chlorine Dioxide and Hydrogen-based remedies. I have found that negative statements about it are either exaggerated misinformation or straight out false accusations. As a part of this suppression, these powerful groups use their influence to scare the public into thinking that Chlorine Dioxide, in particular, is some kind of toxic poison. A hidden truth is that it is simply more profitable to give people treatments for their symptoms of diseases rather than solutions. For this reason, learning about and using Chlorine Dioxide and other inexpensive molecular remedies has been most successful at the “grass-roots” level in the homes and personal lives of its users. It is so inexpensive to make or buy these products that the cost is almost negligible. These come to be between 1/100 - 1/1000th the cost of traditional “allopathic” medicine. If a person or family invests the initial \$50-500 for supplies, basic tools

**SIMPLE Molecular Medicines:** *NOT CURES for a Disease, SOLUTIONS for all Disease*

Brian Stone, MBA, Ph D.

and learning how it works, It is possible to reduce household medical costs down to 1/100 - 1/1000th of what they were paying before. This is not to say that the medical industry is unnecessary. However, it is to say that the practice of healthcare has been grossly inflated by corporate and governmental greed.

With all of the above said, the final truth that I want to share is that CHLORINE DIOXIDE ACTUALLY WORKS! HYDROGEN / BROWNS GAS ALSO WORKS! However, this truth needs to be realized by one person at a time who is willing to learn about it and try it out for themselves. I have learned from personal experience that the science behind it is easier to learn and digest than the changing of people's paradigms in medicine and health. One big question that everyone needs to ask themselves while reading this is this. "Is the remedy to my health problems a big hairy complex ball of medications, doctor visits, medical tests, side effects and surgery? Or is the solution much simpler?" I believe that I have found my answer and my goal is to share this with as many others as will take the time to learn and prove it for themselves. Although I do accept donations from people to help with my cause, I do not charge any money for books like this or my videos. I feel very strongly that this information and truths MUST BE MADE FREE for anyone who is willing to learn and test it out for themselves.



## About the Author

Brian Stone is a husband and father of 7 kids. He considers himself a religious Christian who is a member of the Church of Jesus Christ of Latter-Day Saints. He has an undergraduate degree in Management from Brigham Young University, a master's degree in Business Management from the University of Utah. He also has a Ph D in Construction and Facilities Management from Arizona State University. He understands that sometimes education + pride makes you "stupider" so he tries to not throw around his credentials too much. He has worked for over a decade as a general contractor in construction and now teaches at the university level.

He is an overall homebody and slacker who married the right woman to help him keep in line. As he has gotten older, he has taken up studies in personal health so that he can understand how to better care for his ageing body. From the time that he first learned about what Chlorine Dioxide is and does, he felt a strong need to take this torch of truth and run with it so that others can see what it is and does. By the second day of taking this, he was convinced that he had found something that he might take for the rest of his life. He has also found that a few other key molecules are just as helpful and he decided to share this information through alternative video channels, social media and writing a book. (YouTube, Facebook and Twitter don't allow this kind of information on their sites.) He thinks that his family is annoyed with his babblings about Chlorine Dioxide and a few other homeopathic medicines that he uses. He doesn't care though. He is just thankful that he no longer suffers from brain fog, hemorrhoids, sinus infections, headaches, flu's, prostate issues, age-related anxiety, joint aches, weighing over 300 lbs., and ED. His pre-diabetic mom has been recently taken off of blood-sugar medication due to taking Chlorine Dioxide for several months. She still calls him a "quack," but continues to take her maintenance dosages. He hopes that she will give him the money that she would have been spending on her diabetes meds as payment. He will continue to treat her for free, even if she doesn't.

He is known for the quote, *"Do you think I would be making 200+ training videos and writing a free eBook if I still had my freaking brain-fog right now? This stuff is legit man!"* He also enjoys learning about the conspiracy behind the "powers that be" who suppress this kind of information. He finds that learning and teaching about these medical molecules is more fun than playing video games or watching Netflix. His website for these supplements is <https://chlorinedioxidetruth.weebly.com/> and his brighteon.com video channel is at <https://www.brighteon.com/channels/bhstone7> He is also at [bitchute.com](http://bitchute.com), [brandnewtube.com](http://brandnewtube.com), rumble.com. Additionally, he is a part of social media groups with [mewe](#), [telegram](#) and [gab](#). His [webpage](#) and [email](#) use the term "MMS" as a tribute to the nickname that was given by the pioneers who discovered and refined how to optimally make your own Chlorine Dioxide. He has tried posting YouTube videos of medical doctors talking about these topics but the videos were banned and he was given warnings and strikes. He also believes that Chlorine Dioxide will come in handy if we ever find that our stores are low on toilet paper, food and

**SIMPLE Molecular Medicines:** *NOT CURES for a Disease, SOLUTIONS for all Disease*

Brian Stone, MBA, Ph D.

medicine. (Don't use Chlorine Dioxide as toilet paper or food though). He lives in Illinois and enjoys dating his wife, being with family, reading, cycling and eating tasty food.

**This book is Dedicated to Jesus Christ**, the Master Healer. This is just one small slice of the healing that He offers. Also, to my Family and the Pioneers who bring light and understanding about using Chlorine Dioxide as a health medicine. Jim Humble, Mark Grenon and his family, Kerri Rivera, and Andreas Kalcker. They have endured ridicule and defamation for their claims and their work. Yet, they know that it saves lives and improves the quality of life for mere pennies. I also dedicate this book to the average mother, father, uninsured person, and chronically sick people who are trying to manage their physical health on a tight budget. I am here to point you in a direction so that you can “prove all things (and) hold fast to that which is good” (Thessalonians 5:21).

## Prologue

### **Life before my Chlorine Dioxide discovery (& Other Molecular Medicines)**

I consider myself a generally healthy and happy person other than being overweight. However, for the purpose of this book, I want to outline some of my health challenges. About 20 years ago I started having regular problems with strep throat. This led to a doctor-referred tonsillectomy, which helped for a few years. Then, one day I woke up with a sinus infection, ringing in my ears and overall “brain fog”. These three issues became my constant and regular reminder over the next decade that something was wrong in my head area. Several trips to the doctor to take stronger and stronger antibiotics led to endoscopic surgery on my right-side sinus area. Like the tonsillectomy, this next surgery helped for a few years. But then the infections returned on a regular basis. One day while visiting the clinic for another sinus infection, an intuitive doctor of mine decided to have me get a CT-scan of my head to see if there was anything else going on there to cause the recurring infections. The results were that there was no cancer or tumors. However, she did find that my forehead sinus had pushed inwardly so much on my skull over the years, that it slowly blew a hole through the bone inwardly. This time, brain surgery was required to remove the sinus and repair the skull. (It's a good thing I had decent insurance by then because the bill-statement for that procedure was around \$100k). I thought, “Finally, we found and fixed the problem!”.

Things were good for a year or so, other than my Frankenstein scar on my head. Then, the drainage started again on the right side again. This time, it was coming from the lower sinus area and not the now-gone forehead sinus. Over a hundred thousand dollars working with specialists, medical procedures and medication and the problem was still there. What was worse was that I realized that these wonderful professionals really had no idea what was wrong with me. They couldn't answer the simple question of “Why do I keep getting infections in the areas of my head?” All of that training and specialized procedures and they didn't have a solution that worked. They were practicing what they were taught in medical school and I received treatment as long as I was able and willing to pay for the medications and surgery. (I still love those people. The ones that I have worked with have good hearts and are very intelligent people).

A year or two later, after a very exhausting week of tending to one of my kids who was recovering from surgery, I had a seizure in my sleep. I think that I choked on my c-pap machine but I don't know. Because of my brain-issue history, I was kept in the hospital and put on anti seizure medicine. The following 2.5 years on anti-seizure meds brought a whole new level of intermittently feeling like crap. It affected my work, my family relationships and my outlook on life. When I finally read the excerpt from my medication (oxcarbazepine) very carefully, I saw that [it stated in three different parts that I could experience feelings related suicide](#). I pleaded with my specialist to get me off of these meds. He told me that I would probably need to take anti-seizure meds for the rest of my life. I knew that my medical problems were really not too serious. It wasn't like cancer or leprosy. But I remember thinking “what kind of life is it when I

### **SIMPLE Molecular Medicines:** *NOT CURES for a Disease, SOLUTIONS for all Disease*

Brian Stone, MBA, Ph D.

feel like garbage and have a medically induced 'brain fog' now?" This period of my life gave me a small taste of what people with depression, anxiety and overall medication-malaise experience. I was on 1 medication and I know others that are on 5-20 a day. Two questions that I kept wondering were "How do old people get that far in life without just giving up? I'm only in my 40's and I feel like I'm fading away towards death." Secondly, I wondered "How do people on regular medications even function in life?" These side effects seem worse than actually being sick.

That was what life was like up until May of 2020, when I drank my first 1-drop mix of MMS. Five months later, I don't have brain fog, I am off my medication and I've just finished writing a first edition of a book on what caused the drastic change in my life. It is the first of several upgraded editions of these truths. I feel that my story can be anyone's story as they learn the truth about what this can do.

# Chapter 1: THE SILVER LINING OF COVID-19 IS ACTUALLY GOLD



On my computer desk at home I have two monitor screens connected to my PC while writing this in late 2020. The left side screen has several news outlet websites open from sites from Fox news, CNN, MSNBC, USA today, YouTube and the like. Every day, there are the same kinds of front-page topics like “Confirmed Cases”, “virus-related Deaths”, The “New Normal” and the race to get everyone vaccinated. On the right right-side screen, I have several browser tabs opened with information about a group of over 4,000 doctors congregating online weekly to share and discuss topics such as “[Coronavirus Defeated](#)”, “[Healing Millions](#)” with some kind of gold colored liquid. Additionally they share that “[Bolivia has been Cured](#)”. Additionally, there are thousands of testimonials from average people around the world who have recovered from various diseases from something known as Chlorine Dioxide.

## Chlorine Dioxide?

### A Chemical Compound doing all of this?

I think to myself, “Why don’t these doctors, media outlet groups and the U.S. government get together and talk things out? It seems like the doctors and others with testimonials have something really useful here.” As I have searched more about this Chlorine Dioxide treatment I was surprised to see that **there are a lot of warnings about it** from our media, government and many medical professionals. They say that this substance is a “toxic bleach”, a “fake” cure and “snake oil” and that those that promote it are “selling hope” to the sick. They also say to throw it away and never take it internally. Yet, I search further and find that there are even more people from all over the world who use it and say that it has helped them to overcome so many kinds of diseases. I also learned that Chlorine Dioxide has been used since 1996, when it was discovered, to help people recover from diseases. I ask a question to myself:

### What in the world is going on here?

I believe that what is happening in the world right now with medicine is an ongoing massive “**Paradigm Shift** ” from the way that we have practiced medicine to a newer simpler and more effective way.

## Paradigm Shift

A radical change in thinking from an accepted point of view to a new one, necessitated when new scientific discoveries produce anomalies in the current paradigm.

<https://www.wordnik.com/words/radical>

Over the past two decades, this radical shift has been spreading at the grassroots level across the world. It is a shift from organized, expensive, complex medicine to a simpler, cheaper, more powerful medicine that can be made and used in the home. However, this year, the “Paradigm Shift” has turned into a “Paradigm Shove” as hospitals, pharmaceutical groups and governments have been forced to acknowledge and accept what is working during the coronavirus pandemic. You cannot deny a [100% recovery rate from hospitals and doctors](#) and whole cities being mortality-free from the pandemic. But you don’t hear about this at all in the mainstream news outlets. This change to a new medicine is a difficult one to make. Western medicine (and media) has labeled this kind of change as “fringe science” or “fake cures”. Old habits, systems and business practices don’t die easy. In fact, those in power positions go into fight mode as they feel threatened by this change. It is more than just fight-or-flight” though. It is fight-or-die. They are scrambling to keep things in the status quo so that their paradigm of comfort and cash flow remain constant. But it is not staying that way.

**What is the status quo?** It is small, incremental improvements in medicine and healthcare practices to treat the sick. Progress only moves forward at the rate that the system can organize and charge top dollar to the governments, insurance companies and (in the end) the people. This status quo also includes having a few authorities over the medical system of practice that will allow or disavow what can be counted as medicine or not. As I write this, I am referring to organizations like the FDA, AMA, CDC, WHO, AAFP, ACS, AAP, AAMC, NIH, ACOGA’s and so on and so forth. All move at a steady and planned rate of progress with new pharmaceutical drugs and new surgical procedures. Cutting edge technology that costs top dollar to help the sick and afflicted. However, this new paradigm shift rolls forward with a system that is faster, cheaper, and (in the majority of cases), more effective at helping the sick. This new system is better at preventing people from getting sick and more effective at helping them to get well. These traditional groups in power will come to know that their current tools to business model for income will be disrupted. The days where “Big Pharma” controls the medical business model are numbered.

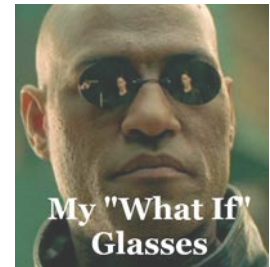
**What is the new paradigm?** Chlorine Dioxide can be produced in the home for a cost of a few dollars per person for a year’s supply. When it is taken internally, there are thousands of documented accounts of people being relieved from a full spectrum of small, chronic and even “[incurable](#)” diseases. It works [faster and more powerfully than traditional antibiotics](#) and it will stop even the most difficult of staph-[MRSA](#) infections that modern-day antibiotics cannot reverse. There are even testimonials of impossible diseases like [Malaria](#), [Cancers](#), [HIV/Aids](#) and

**SIMPLE Molecular Medicines:** *NOT CURES for a Disease, SOLUTIONS for all Disease*

Brian Stone, MBA, Ph D.

Autism being successfully treated. Browns Gas therapy, a hydrogen-based molecular treatment runs neck and neck with what Chlorine Dioxide can do. The Doctors on my right computer screen are claiming that hundreds of thousands of covid-19 patients have recovered at virtually a 100% rate and their number of recoveries increase daily. Yet, if you converse about this kind of thing in public you find that people give you funny looks or are just not ready to even consider such a transformation in medicine. (I keep sharing it though.)

To elaborate further on the size and scope of such a change, I created a **table below to show how different things could, would and will be** as this change continues to be proven and embraced. In order to best understand this table, you would need to put on something that I call the “What If” glasses. With these lenses on, you could better see what *could* happen if Chlorine Dioxide, for instance, were to be understood and accepted in the world. Even if this book material proves to be mostly correct, it will drastically change systems with Healthcare, Medical Doctors, Pharmaceutical and Insurance Companies, and Governments as they relate to the sick.



By looking at the table below, it is easy to see that **the biggest impacts with this type of change would be financial.** There is very little money to be made or charged with a medicine that you and your neighbors can make in the homes for a few dollars. This would impact the more than trillion-dollar industry in medication and possibly reduce it to a small fraction of what it is today. Another impact is medical effectiveness. The claims with Chlorine Dioxide are that the sick recover much quicker than with conventional medicine. Additionally, there are the many diseases that we currently understand to have no “cure” or require a lifetime of medication. This is not necessarily the case with Chlorine Dioxide. More and more individuals are giving testimonials of being freed from sicknesses like Herpes, Aids Cancers, Diabetes etc. Lastly, it is the simplicity of how to use Chlorine Dioxide that motivates me to write this book. You can teach millions of people how to self-medicate in a way that is safe, quick, inexpensive and easy to learn. If you can follow recipe instructions to make cookies, you can learn how to correctly make and use Chlorine Dioxide.

(See Table on the Next Page)



**SIMPLE Molecular Medicines:** *NOT CURES for a Disease, SOLUTIONS for all Disease*

Brian Stone, MBA, Ph D.

## Current Healthcare vs. Chlorine Dioxide Healthcare “What if” Possibilities

<b>Paradigm Shift Issue</b>	<b>Our Current Healthcare Paradigm</b>	<b>Chlorine Dioxide and other simple Molecule-Medicine Healthcare Paradigm</b>
<b>Where is the medicine Produced?</b>	In centralized biochemical production facilities	In home or local pharmacy labs
<b>How many medicines are used?</b>	Over <a href="#">24,000+ lab-produced drugs</a> to treat illnesses. Various and multiple drug combinations to treat each of the thousands of medical conditions.	Between 1-4 “Protocol” substances used to treat most any of the thousands of medical conditions. (Chlorine Dioxide, DMSO, MMS 2 & Bentonite Clay)
<b>How is this Healthcare System managed?</b>	Managed by the government legislation, pharmaceutical companies and insurance policies. Prescribed by certified Medical Professionals.	Managed by the individual and in the home or local community. Self-prescribed or by trained local individuals.
<b>Are there other costs to this system?</b>	<b><u>Administrative Costs:</u></b> Hospitals (Facilities and Staff), Doctor offices, Billing Departments, Insurance Claims, Insurance Systems, Medicare Administration for the Uninsured, Human Resources, Liability Insurance, Malpractice Costs	Under \$40 per year per person. The information is free and tools needed are household containers and measuring spoons, empty capsules, syringes and a scale. Patients generally recover in their homes.
<b>Production Costs</b>	Between \$15 million to \$1+ Billion <i>Per Drug</i> approval w/production & distribution costs	About \$15-20 per person per year for production.
<b>Possible Side Effects of Medicine</b>	Dozens of Side Effects written on each insert for each prescription	“ <a href="#">Herxheimer Reaction</a> ” - Flu like symptoms including nausea & diarrhea.
<b>Deaths Related to Side Effects</b>	<a href="#">128,000 deaths and per year and 1.9 million hospitalizations</a> from side effects of prescribed drugs. This type of death is called “ <a href="#">Iatrogenics</a> ”	2-3 reported deaths over the past 24 years. These reports are based on claims that do not have substantiated medical data.



**SIMPLE Molecular Medicines:** *NOT CURES for a Disease, SOLUTIONS for all Disease*

Brian Stone, MBA, Ph D.

### **The SWAT Team vs. the Cleaning Crew: Another Way to See the Two Paradigms**

Before getting into the more scientific details of the next chapter, let me wind down this chapter with an analogy of the two different approaches to taking care of our body's medical health. In this analogy, let's pretend that our body is a functional home with a kitchen, bedrooms, closets and other rooms. It also has things like electrical wiring, plumbing water pipes and a sewer line to take out waste. (Please excuse my home improvement example. I was a construction contractor for over a decade and I am using an example that is familiar to me). Let's pretend that our body-home has become infested with rotting food, roaches, mold, and mice. Also, maybe there is a backed-up toilet that has made a mess in the bathroom too. On the inside, we are literally being overrun by some pests and toxic materials. I compare modern medicine's approach to solving the problem to bringing a highly trained **SWAT team** to the home. They



show up with their high-tech laser-guided weapons, night vision, combat knives, hand grenades, poison gas, and (just in case) flamethrowers. They even look good with specialized uniforms and protective shielding and matching colors. Their team goes from room to room with this arsenal and successfully wipes out any and all detectable problems with great precision and power. They start with the small and precise weapons but move to the bigger ones as needed. In some extreme cases, they need to torch the whole area or plant a large explosive to try to stop the infestation problem or

other issues. They are some of the most intelligent and effective individuals from society and they are expertly trained at killing off and extracting most of the infestation and garbage. Sometimes they miss some of the smaller pests, but they are still pretty effective.

However, what is the condition of the walls, floors and lights of the home after they are done with their work? Are there now holes in the ceilings, cracks in the windows, broken light bulbs and doors that no longer work because of the "side effects" of the efficient, and powerful team? As a part of the analogy, imagine that a couple of swat team patrols came by periodically to check on the home and regularly shot and burned any new pests or problems that came up. How functional is this home? Would you have to use extra electricity to heat it in the winter because there are holes in the walls and windows? If the roof had holes shot in it, would the leaky ceiling bring in more mold and damage to the walls? Is it possible that a detonated explosive may have caused some structural damage to the foundation of the home as well? Is it also possible that a bathroom or closet are now unusable because of the SWAT teams' work? The answer is yes. The home may have future and constant problems because it can't keep itself warm, can't keep the water out of the damaged roof, the doors won't close very well and some of the toilets don't flush anymore. It is still an effective system for getting the infestation out of the home, but there are side effects that we accept as a part of the process.

Chlorine Dioxide, on the other hand is like a crew of very tiny custodians. The "**Cleaning Crew**" that can also handle pest control. No fancy high-tech precision rifles, no heavy duty flamethrowers or explosive grenades. Their mops, rags and cleaning supplies consist of a

**SIMPLE Molecular Medicines:** *NOT CURES for a Disease, SOLUTIONS for all Disease*

Brian Stone, MBA, Ph D.

3-atom molecule called Chlorine Dioxide. They may not even have uniforms or company logos on their vehicles when they show up. But, what they do extremely well is to clean and remove pests, germs and mold. They scrub, sweep, wipe down every nook and cranny of the home. They get behind the walls, in the attic, behind the toilets and under the kitchen sink. They remove bad odors and mold and fungus and put everything in contained bags to be taken out with the trash. They also are very careful to not dent walls, scratch



paint or crack windows. Sometimes, this method takes longer to clear an area than a grenade but it is much less damaging on the walls and fixtures in the home. Actually, there is no damage to the surrounding areas. They leave those things alone and just focus on the dirt, grime and pests. Other than the fact that this crew is extremely effective at their cleaning, I would say that they are actually a plain and boring group. Simple, small, non-invasive and they leave no holes or scars to the structure where they work. When they show up to work, you know that they will only be around for about an hour or two cleaning session. Then they are gone. Completely gone. Also, when they are done for a session, they leave behind a bundle of some things that help to keep the place clean after they are gone.



Now, I hope that no one is offended by my analogy. I was raised with the SWAT team healthcare system and I raised my family with it as well. It is a decent system if you can afford it. Yet, as I get older, I see how it does have its flaws with side effects and surgery scars. I am grateful for it, but I simply want to emphasize with this opening chapter of this book that **there is a newer system that has great improvements from the old one.** It costs about 1/1000th or less than our current system, it is simpler to use and it causes less damage to the body. It has the potential to dramatically shrink (and even wreck) the Pharmaceutical industry business model. That change is why it has met so much resistance since its discovery.

So, let me return back to my two computer screens on my desk that I wrote about at the beginning of this chapter. Again, the left side has the pandemic drama and the right-side medical breakthroughs and excitement. **We now live in a world of pandemic CRISIS.** This is not just something relating to health, infection and death rates. It is a crisis that has affected every lifestyle, community, government, economy, and nation throughout all of the world. It is also **this very same CRISIS that triggered doctors to become desperate enough to try something new** against the disease in Mexico, Peru, [Ecuador](#), [Bolivia](#) and many other countries. This was a huge shift from the norm because it is typically frowned upon (and oftentimes illegal) for hospitals to prescribe alternative medicine to their patients. That was the old paradigm. We are now witnessing the massive growth of the new paradigm. With

**SIMPLE Molecular Medicines:** *NOT CURES for a Disease, SOLUTIONS for all Disease*

Brian Stone, MBA, Ph D.

this new perspective, medical doctors saw that Chlorine Dioxide worked and they were going to tell all of their friends and colleagues throughout the world.

For over 24 years, various “Quacks” and other alternative medicine therapists have been talking about what Chlorine Dioxide can do. People listened and started using it. However, it has been highly ridiculed by mainstream news outlets and governments. It was considered (and is still considered) to be on the fringe of science and medicine. Now, [thousands of doctors and scientists](#) have joined the research and practice. They are just beginning to publish their findings in medical and scientific journals at a rate that has never been done before. The floodgates of truth have opened and the medical world is learning that those “Quacks” actually had something of value with this chemical compound. Chlorine Dioxide as a medicine is now in the spotlight and the forces against change are scrambling to suppress and stop it.

I think that it is too late for those forces.

Chlorine Dioxide, along with the other Molecular Medicines available to us are here to stay because we are all discerning and proving the truth. And what is that truth?

## **Simple Molecular Medicines Are...**

Safely and Quickly Destroying Viruses Without the help of Vaccines ([Viruses And Variants](#))

Faster and Stronger and Milder than Pharmaceutical Antibiotics

Costing About 1/1000th the cost of traditional Pharmaceutical Medicines

Bringing an End to Allergies

Bringing an End to Autoimmune Disease

Helping Athletes to Improve Physical Performance and Recovery Time

**Not Cures for a Disease; Solutions for All Disease**

## Chapter 2: SCIENCE, HISTORY, & VOCABULARY OF CHLORINE DIOXIDE



### What it is called and where it is sold

Chlorine Dioxide has been around for over a hundred years since its discovery. It is made from the raw chemical called Sodium Chlorite. It has a nickname of “MMS” which stands for a few different variations of what it has been called. Miracle Mineral Supplement or Miracle Mineral Solution, Malaria Mineral Supplement or even Master Mineral Supplement are some of these names. For the purpose of this book, I will refer to it by the chemical titles of Chlorine Dioxide,  $\text{ClO}_2$  (the molecular symbol), or just CD for short.

CD is made when you mix a mineral salt called “Sodium Chlorite” (molecular symbol of  $\text{NaClO}_2$ ) with some kind of weak acid. When I say “mix”, what is really happening is what scientists call “activating” of  $\text{NaClO}_2$  so that it transforms the chemical compound. The mineral salt of Sodium Chlorite is either sold in a white-flake form as well as a liquid (It is not table salt though. That is Sodium Chloride - **NaCl**). You can buy this ( $\text{NaClO}_2$ ) dry-flake material online on eBay for about \$30 a pound but prices vary by size and seller. If you buy it dry, it is usually in a sealed plastic pouch and is sold at an “80% Tech Grade”. In liquid form, it is sold on amazon.com or ebay for about \$20-50 for a 4-ounce bottle. Typically, it is sold in liquid form coupled with another bottle of the “activator” acid. The label on these bottles will say something like “Water Purification kit”. I explain later in the book why it is labeled this way.

Here are a few key notes below to help remember some of the **vocabulary terms that are used with Chlorine Dioxide**.

<b>Sodium Chlorite</b> ( $\text{NaClO}_2$ or Nicknamed “MMS” in liquid form) =	Dry White Flakes or Liquid (Raw Ingredient to make Chlorine Dioxide)
<b>Mix Sodium Chlorite liquid + a Weak Acid liquid</b> =	Chlorine Dioxide or “Activated MMS”
<b>Chlorine Dioxide can be in Gas or liquid form</b> (Mostly, we use it as liquid.) <b>In this book I refer to it as the following:</b>	= Chlorine Dioxide, $\text{ClO}_2$ , CD, Activated MMS or CDS

**SIMPLE Molecular Medicines:** *NOT CURES for a Disease, SOLUTIONS for all Disease*

Brian Stone, MBA, Ph D.

If you have Sodium Chlorite ( $\text{NaClO}_2$ ) in your home in **dry flake form**, it is good to keep it out of sunlight, dry and enclosed in an airtight glass jar so that it doesn't get wet. Dry  $\text{NaClO}_2$  lasts for years if kept like this. If you have it in **liquid form**, keep it in a dark place where it can be stored for a year or more. I've heard of people storing it in a refrigerator for 4 years and it was still fine. Just be sure to stir the liquid before using it so the chemical hasn't settled at the bottom. The first 6 or so minutes of [this video](#) explains more about the chemical properties of  $\text{NaClO}_2$ .

The magic of Sodium Chlorite is when it becomes "activated" with a weak acid. Acid types could be citric acid, lemon juice, vinegar, hydrochloric acid or others. (It could even be the digestive acid in your stomach.) As I mentioned earlier, Activation is when you mix the two parts (Sodium Chlorite + Acid) and you get a chemical reaction that changes the chemical composition of the Mineral Salt into something very different than what you started with. Activating also puts a lot of molecular energy into the mixed product because of that reaction. For the sake of this booklet, we typically mix liquid Sodium Chlorite ( $\text{NaClO}_2$ ) that is about 22.4-29% potency + Hydrochloric acid at 4-5% potency to get **Chlorine Dioxide**. Chlorine Dioxide is the amazing material that this whole book focuses around. There are other acronyms that you may read about that people use like CDS (Chlorine Dioxide Solution), CDI (Chlorine Dioxide Intravenous).

**Chlorine Dioxide is actually a gas** which spreads out in the air when released. It has a yellowish greenish color if it is condensed enough in the air. It kind of stinks though. So try not to inhale it. It has a strong smell like chlorine for a swimming pool. However, it is not literally chlorine because it is bonded with other atoms that change the makeup and qualities of it. Kind of like how salt ( $\text{NaCl}$ ) is made of the chlorine atom but it isn't chlorine either. CD gas enters very easily into water and can be mixed and transported that way. If you put one cup full of chlorine dioxide liquid next to a cup of normal water in a small enclosed cooler overnight, both cups will have equal amounts of chlorine dioxide in them by the next day. (That's how easily it enters into water, but it is not "bonded" with the water molecules, just mixed)

Some people don't understand chemistry very well and think that Chlorine Dioxide is the same as Clorox Bleach. If they say that, then they don't understand the difference between Sodium Chlorite and Sodium **Hypochlorite**. If they bring that up, you could refer them to a molecular chemistry textbook or a [periodic table of elements](#) so that they can study the differences.

Just to be clear...

**Sodium Hypochlorite = Clorox Bleach = Used in municipal drinking water**

**"Lemon Juice" = Lemon Juice Bleach = Bleach hair or make lemonade to drink or**

**Chlorine Dioxide = Bleaching qualities = Also used in municipal drinking water**

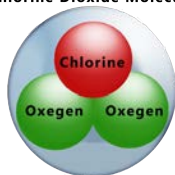
**SIMPLE Molecular Medicines:** *NOT CURES for a Disease, SOLUTIONS for all Disease*

Brian Stone, MBA, Ph D.

In some industries, chlorine dioxide is used to bleach things. It works great! This is because of the capabilities of it which helps to lighten the color on fabrics or hair without destroying the strength of it. Another word for this type of bleaching is “oxidation”. Some people think that this makes it dangerous. However, you can also bleach things by using [lemon juice](#), [honey](#), [sunlight](#), [vinegar](#), [cinnamon](#), [salt](#) and [even baking soda](#). Chlorine dioxide will bleach things like fabric or paper in high concentrations. However, it is preferred because it doesn't damage the fibers that it bleaches. It just lightens them up. Clorox Bleach (Sodium Hypochlorite) damages fibers as it bleaches. Many cities use Chlorine Dioxide to treat their water for drinking while other cities use Sodium Hypochlorite for their drinking water. Chlorine Dioxide is considered a little more expensive for water treatment but it has no known cancer-causing products. Sodium Hypochlorite (Clorox) does create some dangerous byproducts (trihalomethanes) when it comes across certain biofilms in water pipes, which makes it bad for your health.

The real key with safely using chlorine dioxide is to make sure that it is diluted enough to not be harmful. People have been taking chlorine dioxide as a drink safely for decades in this way.

Chlorine Dioxide Molecule



## Brief History - ClO<sub>2</sub> Discovery, the 80's & 90's, to today



Chlorine dioxide was first discovered by a scientist named [Sir Humphrey Davy](#) in 1814. It was a really cool discovery because it not only killed harmful viruses, germs, fungus and parasites, it was also an excellent odor remover. Just put this gas in a smelly room or dirty liquid and it removes the smell, kills bacteria, fungus and even parasites (in the liquid) as it does its work. (Don't stay in the room when you are putting this smell there though, it is strong stuff). Within 2-6 hours after putting this gas in the room or a liquid, the chemical has done its work and cleared out the bad stuff. Be sure to air out the room before going back in it.

Since that time, scientists and businesses have learned how to use it to clean water for cities and towns, disinfect tools in food processing plants, sprayed on vegetables to stop fungus growth, clean medical equipment and disinfect things like cans for food and bags for blood storage. It's also helpful to know that things are not washed off after putting Chlorine Dioxide on it because it is safe for humans. In the 1980's NASA used it as a potential medicine for astronauts and, at that time, it was referred to as “The Universal Antidote”. In the 1960's -1980's there were several EPA-approved uses for chlorine dioxide for the above things. They even found that it is safer around humans than Sodium Hypochlorite - the main ingredient in many city water



**SIMPLE Molecular Medicines:** *NOT CURES for a Disease, SOLUTIONS for all Disease*

Brian Stone, MBA, Ph D.

treatment systems, and Clorox Bleach. Sodium Hypochlorite (Clorox Bleach Chemical) is still used in many drinking water systems even though it produces cancerous byproducts called trihalomethanes. Chlorine Dioxide does NOT produce this, or any, cancerous byproducts. It actually removes the taste of contaminants in water so it tastes better. The CDC even has a registered product that uses chlorine dioxide as a disinfectant against viruses like Ebola. “ProKure V”, as it is called, [kills the Ebola virus within seconds](#).



Now, I am going to introduce the modern-day discoverer of Chlorine Dioxide as a health medicine. He is a man named Jim Humble. I mentioned some of his work in chapter 1. In 1996, he was doing some work in a gold mine in the country of Guyana, South America. He worked as a prospector, who had invented a system for separating gold from other materials in the mining industry and had partnered with a group to do some mining in that area. He was deep in the jungle area with his crew of workers when two of them got very sick with what they believed was the disease known as Malaria. He didn't have any malaria medicine but he did have something that he used to purify his drinking water called Stabilized Oxygen. This product is also sold in health food stores as something that gives people a boost of energy. The main ingredient in Stabilized Oxygen is...of all things, Sodium Chlorite ( $\text{NaClO}_2$ ). Anyway, he gave a dose to these two men and hoped that they could at least get a boost of energy to help them get to a hospital that was almost 2 days away with travel. Instead, the two men were feeling much better within 4 hours. They felt good enough to eat their dinner and go back to work shortly. His story is shown in [this video](#).

Link: <https://www.brighteon.com/3ce0508b-07f4-45b2-bdfb-8ac5ae596933>

From this discovery, he knew that he found something important and special. He spent the next few years learning about how Sodium Chlorite helped these sick men get better. He concluded that when they took  $\text{NaClO}_2$ , it mixed with the acid in their stomach (which “activated” it) and made what we know as Chlorine Dioxide. This new material then killed off the cause of their sickness inside their bodies. The acid in our stomach is called Hydrochloric Acid (HCL). When he realized this, he created a way to make the  $\text{ClO}_2$  in a cup, dilute it with water and then drink it. He also named it “Master Mineral Supplement” but other names like “Miracle Mineral Solution” were used by the people who were treated with it. In the end, the easiest title to remember was simply “MMS”, which is what many still refer to when they talk and write about  $\text{ClO}_2$ .

Humble's next goal was to try to help more and more people recover from Malaria. He knew that this was the biggest killer of people in the history of the world and the children were the ones who died the most. He has spent the last 25 years learning, teaching and treating people with their sickness and he has written several books on how to do it.

**SIMPLE Molecular Medicines:** *NOT CURES for a Disease, SOLUTIONS for all Disease*

Brian Stone, MBA, Ph D.

### **Medicine: The Simple & Cheap vs. Expensive & Complex**

When Jim Humble started trying to help people test out this new chemical compound, he made sure to test it on himself first. These are the kinds of tests and variations that he ran as he learned and practiced with early mixtures of ClO<sub>2</sub> to see what worked best for drinking:

- High and low dosages with different potencies and Activator acids
- Short and long time periods between dosages (1 hour is now a standard amount of time)
- Mixing it with various drinks (Not from concentrate & no ascorbic acid is best)
- Testing it with while taking vitamins, antioxidants, supplements (They all reduce potency)
- Testing how Coffee and Alcohol affected potency (They also reduce it)
- Testing if certain foods affect potency (Milk products reduce it as well as coconut water)
- Trying different acid activators to see which ones might work better (HCL is the favorite)
- Taking it intravenously (IV drip and injection through needle)

**Note:** *This doesn't mean that you can't eat or drink these above things while taking Chlorine dioxide. It just means that these items will neutralize Chlorine Dioxide's ability to work effectively if you take them within a couple of hours before or after taking it.*

Mr. Humble almost never let anyone take a dosage for themselves unless he had tested it on himself. His books outline his experiences and how he spent a lot of time in Africa distributing and teaching about Chlorine Dioxide to local pastors and clinics. He also spent a good deal of time contacting philanthropists and other wealthy people about what he had discovered. He specifically wrote to Oprah Winfrey and Bill Gates multiple times in the early 2000's. He asked if they would give him funds to help his cause. In his book, he states that things never seemed to work out with the wealthy philanthropists. For some reason or another, things would always tend to fall through or they would just say "no". Mr. Gates told Humble that if he could get his chemical compound FDA approved, Gates would fund him to take it to the world. However, when Jim looked up the cost to get any new drug approved with the FDA, it was a cost of tens of millions of dollars and more likely up to over \$100 million. In the end, he wound up funding his own travel and work in Africa. He actually had to pay a contact friend of his 40\$ in the country of Malawi to even try this Sodium Chlorite mix with some people that had been infected. His contact accepted the money, gave the people the dosages and his trial patients there recovered from Malaria within about a day or less.

Over these first years, he was able to help *most* people fully recover from Malaria in Africa. Then, through more testing and tweaking of the mix, he got to the point where 100% of the infected people recovered. This was great news and people there were very excited to have him



**SIMPLE Molecular Medicines:** *NOT CURES for a Disease, SOLUTIONS for all Disease*

Brian Stone, MBA, Ph D.

teach what he was doing and try his chemical compound. Interestingly, he also started getting reports back from people that he had taught about how to use Chlorine Dioxide. They said that the **individuals who were taking it were finding that other diseases, health problems and sores were also getting better while taking it.** As he looked into why this was happening, he learned that the process of killing the Malaria virus could be doing the same thing to other harmful pathogens in the body which was helping people to get better from sickness. (**A Pathogen is any Virus, Bacteria, Fungus or Parasite** that fights against the host that they live in). There are several books and studies on this process, so we won't go over it here. I also have several papers and studies on this topic that are available upon request.

All of this wonderful news and attention started getting back to the local African government leaders and the suppliers (Pharmaceutical suppliers) of medicine to those people. This turned out to be bad for Humble's work because the governments fined him for practicing medicine without a medical license. Even though he had now treated thousands of people successfully, this didn't matter. He later learned that governments usually have a strong relationship with pharmaceutical companies and receive a lot of benefits from these companies as they buy the drugs that are in their own countries. The benefits include taxes collected for sales, [grants](#) from the [pharmaceutical companies](#), grants from international groups and even [bribes](#) for allowing products to be placed in their countries. (Again, another topic for a different book). In addition to the government difficulty, the local clinic nurses and doctors told Humble that they were not allowed to use his product because their pharmaceutical suppliers threatened to stop sending any more of their medicine to them if they continued using ClO<sub>2</sub> with the locals.

This was the beginning of a long string of experiences that he learned about governments and pharmaceutical companies. His lesson learned was this:

***Governments and pharmaceutical companies tend to avoid simple, inexpensive and easy solutions to the problem of disease. They flourish on complex, expensive and difficult solutions to healthcare.***

Of course, keep in mind that Chlorine Dioxide is a completely different approach to medicine compared to pharmaceutical treatments. It is so simple and inexpensive that it is difficult to believe. If you are a brilliant medical doctor who spent 8-12 years of preparation just to be able to prescribe medicine, something like this just sounds like a fraud. For the most part, I don't blame these people for feeling this way. Change is hard. However, I write this book to encourage people to take a closer look at this simple system and understand for themselves what it does.

**SIMPLE Molecular Medicines:** *NOT CURES for a Disease, SOLUTIONS for all Disease*

Brian Stone, MBA, Ph D.

Even today, over 2 decades after Jim Humble's start in Africa, the CDC states that "no antimalarial drug is 100% effective". Their [website](#) shows 6 different medicines that could be taken with several pages of possible side effects from those drugs. Lots of side effects and it takes a lot longer time to recover with these drugs. You can contrast this with the people each year [who take ClO<sub>2</sub>](#) and demonstrate that they are symptom free in about 4 hours or a little more. This is quite the paradox that goes on about truth. I see this paradox every time I watch the news about pandemics going on around the world.

CDC Link: <https://www.cdc.gov/malaria/travelers/drugs.html>

**The Molecular makeup of Chlorine Dioxide** is pretty simple. It's just three atoms as shown in the above picture. Two are Oxygen and one is Chlorine and they are temporarily bonded together until they separate at some future time. Now, I'm going to bust out some "Molecular Jargon" here to explain some things about ClO<sub>2</sub> and how it interacts with parts in the body. It's not that important to understand if you aren't a biochemist or biophysicist nerd but it is good to include in this book. I only put the next 6 or 7 paragraphs in the book for the science geeks. (I guess I'm a geek too since I spent the last 5 months studying this so I could include it here).

## Let's get Molecular: ClO<sub>2</sub> Working in the Body using [Electron Oxidation](#)



Scientists call this bond an "Unstable" or "Negatively Charged" ion. When this bond of atoms separates, it creates a very tiny subatomic pulse of energy. This pulse happens when Chlorine Dioxide gets around pathogens in the body. If you are some kind of virus, bacteria, fungus or parasite that is attacking the human body, you would be afraid of this subatomic pulse because it is actually an explosion that only goes off when it approaches you (See my wonderful artist rendition of the explosion here). ClO<sub>2</sub> Molecules are kind of like a target-seeking missile that can travel safely in your bloodstream and only blows up when it hits its target. Don't worry though, the explosion doesn't hurt the rest of the healthy tissues and parts of the body. It only attacks "acidic" and "anaerobic" microbes in the body (the bad guys). All of your healthy cells that need oxygen to live or are "alkaline" are safe. It just passes them by. Here is a short video of how ClO<sub>2</sub> [attacks a yeast cell](#) in the body. Yeasts are generally acidic and wreak havoc in the mouth and other parts of the body.

As Chlorine Dioxide attacks [pathogens](#), it is a 2-step process that happens in a fraction of a second. First, the ClO<sub>2</sub> pulls a single electron from the pathogen molecular wall. This action is called Electron Oxidation. (That is what negatively charged molecules do). When this electron arrives at the Chlorine Dioxide molecule, it modifies the Chlorine atom into something called

**SIMPLE Molecular Medicines:** *NOT CURES for a Disease, SOLUTIONS for all Disease*

Brian Stone, MBA, Ph D.

“Chlorite” ( $\text{ClO}_2^-$ ) and it instantly becomes much stronger which starts the second step. At this second step, the strengthened “Chlorite” is able to pull 4 more electrons from the molecular wall of the pathogen. At this point, the  $\text{ClO}_2^-$  becomes what is called “Chloride” ( $\text{Cl}^-$ ) because of the 4 new electrons. This pulling of the 5 electrons literally weakens and then tears the pathogen wall apart and starts to disintegrate the wall. It also allows more  $\text{ClO}_2$  molecules to enter inside the pathogens and causes destruction there too. When “bad” bacteria, mold or parasites start having their walls shredded, they die and their dead parts need to be flushed out of the human body.

With viruses, the reaction is a little different but it still has the same effect. The  $\text{ClO}_2$  damages the area of the virus outer protein wall called “capsids” in a way that it cannot reproduce more viruses. It has also been found to do [damage to the amino acids in the spires](#) along the outside of the virus. After the  $\text{ClO}_2$  has attacked the virus, it goes on living for a short period of time but is unable to reproduce, and it dies with no more posterity to spread its destruction. When these pathogenic microbes die, they also leave a tiny mess of pathogen-body parts for your digestive system to flush out. This is a good thing, but sometimes it makes you have a little trouble in your stomach and limbs because your body is “detoxing” the microbes. This is also known as a “Herxheimer” response. Here are a few videos from my channel that demonstrate this process. Some are in English and some in Spanish.

### **$\text{ClO}_2$ Against Bad Bacteria and Viruses Video (My favorite)**

<https://www.brighteon.com/b56433b0-ee06-4ba9-85a0-c7c300f38c08>

### **Biologist from Spain Explains $\text{ClO}_2$ vs. Coronavirus**

<https://www.brighteon.com/b56433b0-ee06-4ba9-85a0-c7c300f38c08>

### **Colombian Doctor Shows how $\text{ClO}_2$ damages the spires on Covid-19**

<https://www.brighteon.com/6ee83a75-9707-489e-b90f-a75f0d4ff518>

### **Post-Explosion: The Shrapnel is the Second Wave of Attack...on Toxins**

Another beneficial thing that happens on the molecular-level could be considered a second punch to pathogens and disease. After the chlorine dioxide molecule explodes and separates, the leftover “Shrapnel” from the exploded  $\text{ClO}_2$  molecule is 2 Oxygen atoms and a single Chlorine atom. Remember,  $\text{ClO}_2$  starts out as 3 atoms bonded together and is not 3 separate atoms.

**The Chlorine atom** is now separate and floating around in our body system in a form that is called a “Chloride”. This may not stay there for long long though. The Chloride atom has atomic characteristics that make it so it can easily bond with many other atoms or molecules. The most common and likely bond will be with Sodium (Na). When it bonds with Sodium, it becomes Sodium Chloride ( $\text{NaCl}$ ). This is also known as table salt. When a person drinks 1-3 drops of chlorine dioxide with water, and it separates to Chlorine and Oxygen atoms, it can end up bonding with Na and making about the equivalent of a few grains of salt in your body, which just gets flushed out. Harmless! Another way that your body uses the Chloride is to make something

**SIMPLE Molecular Medicines:** *NOT CURES for a Disease, SOLUTIONS for all Disease*

Brian Stone, MBA, Ph D.

called Hypochlorous Acid. This acid is super awesome stuff. Hypochlorous acid is also made by the white blood cells in the body and is the best infection-fighter that your body produces. It is very potent and I talk more about this later in the book in the section on the Protocol 2000. You can also [look up Hypochlorous Acid online](#). It is good stuff to have in you. Additionally, some other final benefits of this Chloride material are as follows in that it helps with a process called the “Krebs Cycle”:

- One of the most important electrolytes in the blood
- Helps to keep the amount of fluid inside and outside of the cell in balance
- Helps maintain proper blood volume, blood pressure and pH in our body fluids

**The Two Atoms of Oxygen**, on the other hand, will join with the blood cells in the body and oxygenate them the same way that the cells get oxygenated from your lungs. Here’s a [video that demonstrates ClO<sub>2</sub> meeting up with blood cells that are lacking in oxygen](#).

<https://youtu.be/ZHJDc1mGJGo> They get quickly charged with the oxygen and then carry it to the various parts of the body to be used. So what does this extra oxygen do that is absorbed into your blood cells? Well, think of it as giving your body system a boost. You can look up the [benefits](#) of what it does from various websites, but I’ll just leave a list of the basics here:

- Oxygen is the key element that gives your cells energy. Cells need it to convert their food into energy that you can use (also known as the Krebs Cycle). End result? You have more energy.
- Makes Exercise easier
- You Recover faster from muscle workouts (less stiffness)
- Your brain becomes more alert and clear
- [Infections heal faster](#)
- You have more restful sleep
- [Wounds and tissue damage heal faster](#)
- [Recover better from carbon monoxide poisoning](#)
- [Slows and reverses the growth of cancers](#)

The medical industry uses various methods to get oxygen into people’s systems because of these benefits. One commonly used method is with something called a hyperbaric chamber, a small air-tight room that you lay down or sit in that pumps high levels of oxygen in for you to breathe and absorb. These things cost between \$20-100k to purchase and between \$5,000-15,000 to use per year. If you contrast this with someone taking a dose of Chlorine Dioxide, (which costs about 1 cents worth of material per dose) you can get a similar or better response. It’s basically drinking a liquid that turns into oxygen in your blood and then exits your body as carbon dioxide as you exhale. Here are two videos that show actual people drinking Chlorine dioxide and seeing how their blood oxygen levels increase within minutes. [Video 1](#). [Video 2](#). Video 1 was especially a big deal because the woman was very sick with Covid-19 and the oxygen levels could have caused her to spiral further into further parts of her body shutting down.

**SIMPLE Molecular Medicines:** *NOT CURES for a Disease, SOLUTIONS for all Disease*

Brian Stone, MBA, Ph D.

Lastly, just to complete this “Molecular” section of ClO<sub>2</sub>, let me show you some of the numbers that have been researched about molecule counts. If a person takes a common 3-drop dose of ClO<sub>2</sub>, which comes to about 25 parts per million of the molecule in 4 ounces of liquid, it will give your bloodstream the upwards of about [216,500,000 ClO<sub>2</sub> molecules per blood cell](#) to work with. I got these numbers from a Dr. Andreas Kalcker, German biophysicist who collaborated with a chemistry professor to calculate the ratio of ClO<sub>2</sub> per blood cell in the average human body. (If my numbers and interpretation are a little off here, I will modify them in future editions of my book). Overall, I can't say enough about the benefits of added oxygen in the system which is used to metabolize

In all, using Chlorine Dioxide for internal health is kind of like taking a bunch of tiny ClO<sub>2</sub> grenades and throwing it at pathogens (viruses, bacteria, fungus and parasites) in your body and destroying them. How many tiny grenades are in a 3-drop dose? Approximately  $5.4 \times 10^{24}$ . That is about 5,400,000,000,000,000,000,000,000 ClO<sub>2</sub> Molecules. (I believe that it is 5.4 septillion.) That is a lot of firepower!

Then, after these ClO<sub>2</sub> molecules have exploded into simple atoms, your body picks up the shrapnel from that exploded grenade, making smaller grenades out of those bits.



These are the leftover Oxygen and Chlorine atoms. Your body then uses both of these to fight infections and disease (Chlorine/Chloride) **and** help your tissues recover faster from other use or damage (Oxygen). This one-two punch from ClO<sub>2</sub> is very powerful yet leaves no unused waste behind. And all of this comes when you put 3 simple atoms together in your body system. Well, actually 5.4 septillion of them in a 3-drop dose of Chlorine Dioxide.

Doctors and scientists are pretty amazed about how powerful this is. That is why there are thousands of Patents on the use of Chlorine Dioxide in industries like food, medicine, disinfectant, drinking water purification and cleaning. In the correct diluted mixture, it is safe to put on our food, city water supplies for our homes, on our skin and even in our bodies. Just make sure that you have the correct mixture with water...not too high a dosage. Some people say that ClO<sub>2</sub> is “toxic” to the human body. They are only telling part of the truth with this. This is only true in the same way that water is toxic, salt is toxic, root beer is toxic and even BBQ sauce is toxic. So, the key is understanding how much of each is a healthy level to take into your body. I'll spend much of this book showing what “healthy levels” of Chlorine Dioxide are to take. And, go easy on that BBQ sauce. It could kill you.

**ClO<sub>2</sub> Breaks Down Glyphosate Pesticides, Heavy Metals and other Toxic materials in the body** In general, it has been shown scientifically that Chlorine Dioxide will break down most [any heavy metal that can get lodged in the body](#). This is because it has a higher “oxidative potential” than they do and it dissolves them little by little. Glyphosate is also known as the chemical pesticide called Roundup. Roundup is the [most used agricultural chemical product in the world \(and throughout history\)](#) and is a mild antibiotic which kills weeds. Residues of

**SIMPLE Molecular Medicines:** *NOT CURES for a Disease, SOLUTIONS for all Disease*

Brian Stone, MBA, Ph D.

glyphosate are also found in our bodies and in almost every kind of food that we eat where the pesticide was used for the crops to make the food.

I have made 2 long and detailed videos talking about this issue and how Chlorine Dioxide breaks down the glyphosate residues that are in us and causes damage to our body system. See below:

Glyphosate Problem and Clo2 Solution:

<https://www.brighteon.com/c7467712-0d9b-42af-aecd-a50c767959c3>

Sore Stomach Problem and Clo2 Solution:

<https://www.brighteon.com/bff4f774-b5f2-4415-ab12-4b1622aaf171>

### **It is Cheaper than Cookies to Make at Home**

ClO<sub>2</sub> is also very inexpensive to make if you buy the materials and measurement tools yourself. I have a video below that shows that it costs about \$1.50 - 2.00 to make 10z of liquid MMS + a 10z of acid activator liquid. In my personal calculations, this comes out to be about 1 cent for each 3-drop dose of it. The single ounce is enough to last a person for anywhere from 1 to 3 months of preventative medicine use AND enough purified drinking water. Additionally, if you spend about \$100 to buy the materials and a few mixing tools, you can produce about 25 years worth of ClO<sub>2</sub> in your home for personal use.

Link (Pennies per ounce): <https://www.brighteon.com/4078d2ab-c1d3-4b2d-8089-f2495116b025>

Link 2 (25 years for \$100): <https://www.brighteon.com/d8e9bcf7-7ea2-41fc-87fb-106a8600eed0>

For a long and more scientific (and boring) video on Chlorine Dioxide, see the below link:

Link: [https://brandnewtube.com/watch/introduction-a-recurring-dream-and-a-salt-that-promotes-healing\\_H6R3n4aoc7kxBvs.html](https://brandnewtube.com/watch/introduction-a-recurring-dream-and-a-salt-that-promotes-healing_H6R3n4aoc7kxBvs.html)

### **Chlorine Dioxide and the Food and Drug Administration (FDA):**

Over the years, the sale and use of ClO<sub>2</sub> in the United States has been regularly under scrutiny and attack by the Food and Drug Administration in the United States. On their website, they give harsh warnings about how dangerous it is. They don't provide any scientific data to back up their claims of danger though. They also do not acknowledge anyone's testimonial about using it as a treatment for disease as "misleading claims". On top of that, the [FDA site](#) says that "**The FDA is not aware of any scientific evidence to support the safety or efficacy of MMS, despite claims to the effect that the solution is antimicrobial, antiviral, and antibacterial.**" This means that they have no idea if it is even safe or effective. They also imply that Chlorine dioxide is Claimed to be an "antimicrobial, antiviral and antibacterial".

This seems strange to me that a group that works so closely with scientists and medical professionals "is not aware" of the science of Chlorine Dioxide's "safety or efficacy". In fact, if you go to the online patent site [google.patents.com](http://google.patents.com), you can look up the following query words of what has been approved as a patented process or product. This is usually filed by pharmaceutical companies or scientists so that they can put a legal boundary over a process or



**SIMPLE Molecular Medicines:** *NOT CURES for a Disease, SOLUTIONS for all Disease*

Brian Stone, MBA, Ph D.

product. They can own it. That main reason is so that they can make money off of their concept. (By the way, it costs up to \$30,000 to get a process or product patented).

### **Patents.google.com suggested look-up searches**

“Chlorine Dioxide FDA” - 21,929 results

“Chlorine Dioxide Medical” - 218,428 results

“Chlorine Dioxide Antimicrobial” - 114,125 results

“Chlorine Dioxide Antiviral” - 41,895 results

“Chlorine Dioxide Antibacterial” - 130,515 results

I also invite anyone to take some time to browse these patents. Try to get a feel for who is filing them, what they are used for. Ask yourself “is this process/product something that will come in contact with humans or be used inside of our bodies?” There are thousands of approved uses of Chlorine Dioxide that will be taken *BOTH ON, AND INSIDE OF THE BODY.*

I also have a short list of patents that I have collected about chlorine dioxide that I will share below in these links.

### **To treat tumors (inside the human body)**

<https://drive.google.com/file/d/1aafBvcfC6fLyfiLes5dcvHS7vZzzFjPk/view?usp=sharing>

### **Treating Dysentery (inside the human body)**

<https://drive.google.com/file/d/18rCGOXMcvCBIEjLDLk7sP5NJczIA56jM/view?usp=sharing>

### **Treating Cancer (on and inside the human body)**

[https://drive.google.com/file/d/1F1YJEKj9JGFBWHe4\\_pnPg8UZCuBPDvls/view?usp=sharing](https://drive.google.com/file/d/1F1YJEKj9JGFBWHe4_pnPg8UZCuBPDvls/view?usp=sharing)

### **Treating ALS (inside the human body)**

[https://drive.google.com/file/d/1\\_2fl19whExs4omXGSUFa4R5rkDqviJqt/view?usp=sharing](https://drive.google.com/file/d/1_2fl19whExs4omXGSUFa4R5rkDqviJqt/view?usp=sharing)

### **Treating Sinusitis (inside the human body)**

[https://drive.google.com/file/d/1KMhtYpox\\_TOULugCbnEf31c2vHdnl4ZZ/view?usp=sharing](https://drive.google.com/file/d/1KMhtYpox_TOULugCbnEf31c2vHdnl4ZZ/view?usp=sharing)

### **Treating Vaginal Itching (on and inside the human body)**

[https://drive.google.com/file/d/1Y\\_IUTDSpWgcI4HSaoswelx6FKhiuWN\\_/view?usp=sharing](https://drive.google.com/file/d/1Y_IUTDSpWgcI4HSaoswelx6FKhiuWN_/view?usp=sharing)

These patents were not filed by alternative medicine groups or individuals that simply want to explore science for fun. These are done by pharmaceutical companies like Vortech Inc., Synox Pharma and Frontier Pharmaceutical Inc. These companies are clearly getting these patents for the money and they know what Chlorine Dioxide can do to help their bottom lines. Yet, the FDA claims to be “not aware” of any of this.

My short answer to the FDA website warnings is that they are not stupid nor ignorant. They are actually very savvy in trying to scare people about Chlorine Dioxide. However, I don't think that

**SIMPLE Molecular Medicines:** *NOT CURES for a Disease, SOLUTIONS for all Disease*

Brian Stone, MBA, Ph D.

they are being honest when they say that it is not safe. They are trying to corral people away for Chlorine Dioxide while others can profit on the benefits of what it can do. In this case, the “others” are the pharmaceutical companies. It is also possible for big companies to create a patent (or buy one from someone) just so they can hide it so that people don’t know that there is a better and cheaper way to use something good. This is also common.

Now, why would a government oversight agency warn the public with such strong words like they do to scare everyone else away? I will give you some more of my short answer to this. Over the past 40 years, 9 of the past 10 FDA commissioners have gone to work for pharmaceutical companies after serving their time as directors. For those who have researched this problem, it is common knowledge that there is an incestuous relationship between the two leadership groups. The key elements of this relationship are money, product approval for marketing medicine, and making it illegal for others outside of pharmaceutical companies to give inexpensive solutions to health problems. This is not a good thing, considering that the FDA is supposed to have oversight over this \$1.25 trillion industry and its ability to promote and sell pharmaceutical drugs. It is even worse to actively tell the public to stay away from a mineral salt product that is safe (if used correctly), inexpensive and even more effective than many pharmaceutical drugs that are available. In my opinion, they are trading money for lives and quality of life. As a consolation, it still makes me feel good to know that Chlorine Dioxide works. Whether you pay \$13,000 through your insurance for cancer treatments with chlorine dioxide or **take 50 cents-worth of the same amount of chlorine dioxide** to take in the “Protocol 2000”, your health will improve. You just have to decide which route works best for you.

Anyway, I went through all of the above to explain why you can’t buy Chlorine Dioxide in the United States as a “medicine”. It is illegal to sell it with that label. Several years ago, the above groups paid several professional lobbyists to change the laws in the U.S. and several other countries so that it is illegal to sell Chlorine Dioxide as a medical treatment. It has also been explained to me that it is also illegal to sell bottled water as a cure for thirst as well. So, don’t sell either one as a “treatment” or “cure” for anything. You could get in trouble with the FDA. And although they are “not aware of any scientific evidence to support” Chlorine Dioxide, they are aware of how to prosecute someone who is selling it as a medicine online.

On the upside, ***you CAN buy Chlorine Dioxide as a Water Purification Kit*** on amazon.com, ebay.com. Fortunately, if you are shopping and find someone selling HCL acid level is at about 4-5%, and the NaClO<sub>2</sub> level is between 22.4-29%, you could use this as a medical treatment. However, you would be doing it at your own risk! You may inadvertently heal from things like malaria or a sinus infection. Buyer Beware!

## **How to Activate a single drop of MMS (Activating NaClO<sub>2</sub>)**

Before actually getting into the details of using Chlorine dioxide, it is a good time to walk through what it takes to actually activate a bit of sodium chlorite so that the reader can read and view how it is done. Learning how to do the activation process is the literal groundwork for



**SIMPLE Molecular Medicines:** *NOT CURES for a Disease, SOLUTIONS for all Disease*

Brian Stone, MBA, Ph D.

most of the other parts of this book and the instruments and sequence are both easy yet critical to understand.

If you are going to make a single drop of  $\text{ClO}_2$ , you will need the Sodium Chlorite ( $\text{NaClO}_2$ ) to be in liquid at somewhere between 22 - 29% diluted with water. The other liquid to mix is an activator acid. Typically, this will be Hydrochloric acid that is between 4% and 5% diluted with water. If the percentages are within the above numbers, it should give you the desired results. I typically label each of the liquids either "A" or "B", to keep them separate and distinguished. In my labeling, "A" stands for  $\text{NaClO}_2$ . "B" represents Acid or Activator, like Hydrochloric Acid (HCL). How people label the "A" and "B" but that is not important as long as you are consistent. Now, let's assume that I am using a bottle of liquid HCL 4% acid for my B mix and a bottle of liquid  $\text{ClO}_2$  22.4% for my A mix.

### Mixing the two parts



Put one drop of either A or B in a dry, glass cup or a coffee mug. Then, put a drop from the other bottle right on top of the first drop. You can start with the A or the B bottle. It doesn't make any difference. Then, you wait between 20-30 seconds while the two liquids mix. You can sometimes shake the cup a little to help with the mixing while you wait. You will see that the 2 drops in the cup will turn a yellowish amber color. It will also give off a strong smell like chlorine. This smell is literally the gas made up of 1 chlorine atom and 2 oxygen atoms in a compound. Don't worry, this color change and smell are a sign that the chemical reaction is working correctly. It is not dangerous but it is strong and you shouldn't inhale it unless you know exactly what you are doing for a specific treatment. After 20-30 seconds, add 4 oz of water (about 120 ml) to the drops that are in the cup. When you add the water, it does two important things. First, it dilutes the Chlorine Dioxide to an amount that is safe to be ingested. (Do not ever drink the drops before diluting it with water. That potency is very strong for the throat and you may start dry heaving it up like the [cinnamon challenge videos](#)). Secondly, it slows down the chemical reaction so that the  $\text{ClO}_2$  does not "gas off" too quickly into the air. After the water is added, the liquid should have a little bit of a yellow tint and a slight chlorine smell. This is what we call a 1-drop mix of "activated Sodium Chlorite" or just Chlorine Dioxide. If you were to test this liquid, it would show about 8-10 parts per million of Chlorine Dioxide while in the 4 oz of water content. It is also the exact same process by which municipal cities treat their water to clean it when they use  $\text{ClO}_2$ . Below is a video demonstration of how to activate a single drop of  $\text{NaClO}_2$  by mixing with an acid it to make CD:

<https://www.brighteon.com/576e405a-0a84-44ad-bcd6-d49c772bc16e>

## Chapter 3: PURIFYING WATER



If you are going to purify water for drinking, the steps are simple and easy to remember. First of all, you need to determine how dirty the water is so that you know how many drops of Sodium Chlorite to use. Dirtier water means more drops needed to purify. Secondly, you should understand that you don't need to purify water that is just going to be stored. Whether in 2-liter bottles or 55-gallon drums, the water usually stores just fine if it is in a closed container that is out of sunlight.

Below is a table that I made to show how much CD would be needed to purify the quantity of water.

<b>It Depends on the Level of Water Cleanliness</b>	<b>Number of ClO<sub>2</sub> Drops Per Gallon</b>	<b>Drops per 3.7 Liters</b>
Rainwater or Stored Potable Water	1	1 drop - 3.7L
Clean River or River Water	3	3 drops - 3.7L
Questionable River Water	8	8 drops - 3.7L
Murky Gross Water	12	12 drops - 3.7L

Once you have determined how dirty the water is, you can filter it through a clean cloth. Then, do a normal mix of Chlorine Dioxide in a dry cup, add an ounce or more of water to the MMS to dilute. Finally pour the mix into the container with the water that you want to purify. I have put the instructions in a step-by- step list below as well as a demonstration video at the bottom of this section.

- Step 1: Run the water through a cloth to filter any larger solids out (if needed)
- Step 2: Activate Sodium Chlorite drops and wait 20-30 seconds
- Step 3: Add an ounce or more of water to slow down the activation
- Step 4: Add the liquid into the container of water to be purified
- Step 5: Mix, the purified water as best as you can for 5 - 30 seconds
- Step 6: Wait about 30 minutes or more before drinking it

Video demonstration on Purifying Water with ClO<sub>2</sub>:

<https://www.brighteon.com/4a06e301-5990-49c7-a2b7-f84f3bad78e6>

**SIMPLE Molecular Medicines:** *NOT CURES for a Disease, SOLUTIONS for all Disease*

Brian Stone, MBA, Ph D.

## Larger Water Tanks

If you are planning on using large amounts of water to drink, you may want to consider using a syringe with a milliliters scale so that you can mix large and accurate amounts of purifier. Below is a table that helps to translate the drop amount into milliliters (or cc's, which is cubic centimeters; the exact same thing as milliliters). It also just happens that about 100 drops is the same as a teaspoon of liquid.

### Drops to Milliliter Conversion (Just a reference)

<b>Drops</b>		<b>mls on a Syringe</b>	<b>Teaspoons</b>
<b>20</b>	=	<b>1</b>	
<b>40</b>	=	<b>2</b>	
<b>60</b>	=	<b>3</b>	
<b>80</b>	=	<b>4</b>	
<b>100</b>	=	<b>5</b>	= <b>1</b>

The nice thing about using Chlorine Dioxide to purify water is that there is no aftertaste that you might find with other purification methods or filters. When the chlorine and oxygen atoms separate, the water is left with no residue. It also acts as a scent and flavor eliminator in air and liquids. This means that it neutralizes foul taste once the chlorine dioxide molecules have done their work. Just make sure that you let the liquid sit for 30 minutes after adding the ClO<sub>2</sub> purifier.

## Chapter 4: CLO<sub>2</sub> AS A MEDICINE? WHERE TO START

Before starting this chapter, I need to explain again that this Chlorine Dioxide is not an FDA approved medicine. As I mentioned earlier, the FDA, the Mainstream Media and several of the Medical Ministries of Health around the world have given warnings about how terrible it is and that we should stay away from it. My guess is that the Pharmaceutical Industry also loathes it but they tend to share their feelings quietly through the FDA and Media. I have discovered that if you “Google” or YouTube search MMS or Chlorine dioxide, you will get a whole slew of terrible things about it. However, if you use other internet browsers like “Duck-duck-go” or “Entireweb” you will find a much more positive and truthful set of information about it. After searching a little bit more, I found that the owners of Google and YouTube are, in part, the same investment banking groups that also own much of the pharmaceutical industries. With all of this, I am not trying to uncover dirt on a situation (Yes, several books and websites have outlined this conspiracy but you won’t find many of them on YouTube). I am just trying to understand why things are the way they are with Chlorine Dioxide as a medicine. The investors simply don’t want one of their multi-billion-dollar investments to openly share information that will cannibalize the other multi-billion-dollar investment. It makes good business sense. However, we are talking about lives and quality of lives that are being sacrificed for profits here.

So, if you really are not the kind of person who wants to learn more about what is called “alternative medicine” or you are a generally healthy person with no chronic disease crisis at hand, **or** you feel like the current medical system is effectively winning the battle against all cancers, food allergies, gastrointestinal problems, pandemics and the like, then you may not care to go much further into this book. However, I’d like to share one more half-page with you below before you move on with your healthy quality of life. See below.

Here is a quick and short list of some things that I (and other close family and friends) experienced when starting Chlorine Dioxide.

1. The MMS and CDS versions taste terrible. Bitter, but I can live with it.
2. Brain Fog goes away within a day. I can think clearer now. It is just gone.
3. Energy levels go up. I feel like exercising more and I don’t get as winded.
4. The first day I took it, I started sleeping better at night...no insomnia. (family member)
5. Aches and pains in the body stop hurting within a few days.
6. When I work out my muscles, they recover faster with little pain.
7. My chronic stomach pains started going away. (family member)
8. Chest heaviness and anxiety went away.
9. Inflammation goes down and infections start clearing up quickly.
10. Didn’t I used to have Hemorrhoids? What just happened?
11. I wondered, “What the heck is this stuff? And why does it do these things to my body?”

**SIMPLE Molecular Medicines:** NOT CURES for a Disease, SOLUTIONS for all Disease

Brian Stone, MBA, Ph D.

Now, to be fair, there are others in my immediate family who think that I am just being weird with this stinky “chlorine” thing. But that group seems to be going to the medical doctor a lot more than I have these past months. (My book...my opinion)

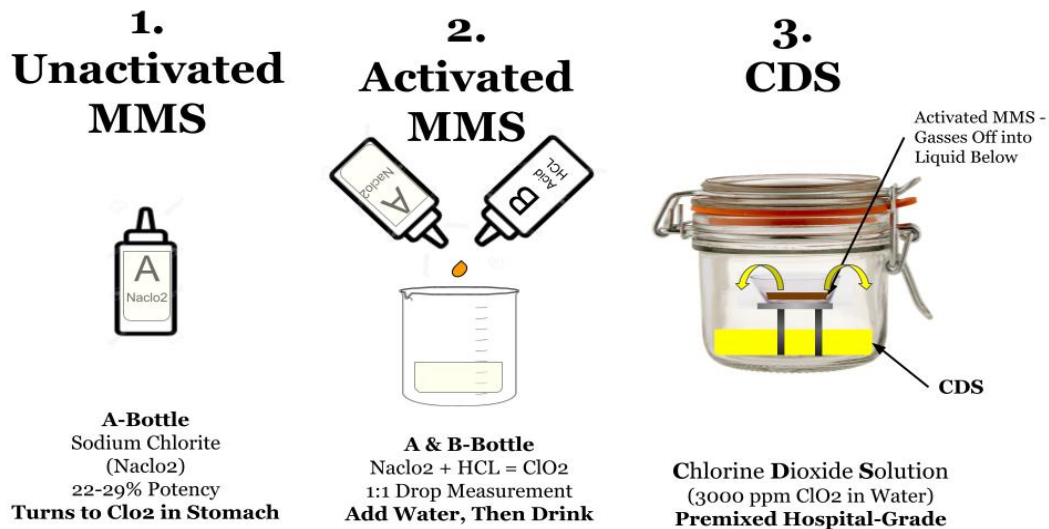
## The 3 ways to take Clo2 as a Medicine

For the next several chapters, I am going to introduce you to the 3 most common formulas that Chlorine Dioxide is produced to be used as a medicine. Each method can be measured, mixed and taken in the home with a few simple tools like a scale, some specific containers and the raw ingredients. These items can be purchased online or at stores in most local areas. With all three methods, the main ingredient is Sodium Chlorite ( $\text{NaClO}_2$ ) as well as some kind of weak acid like Hydrochloric Acid or Citric Acid. The **Three more COMMON FORMULAS OF CHLORINE DIOXIDE** ( $\text{ClO}_2$ ) are known by the following names:

1. **Unactivated MMS** (Sodium Chlorite + Water)
2. **Activated MMS** (Sodium Chlorite + Hydrochloric Acid or other acid + Water)
3. **CDS - Chlorine Dioxide Solution** ( $\text{ClO}_2$  Gas infused into Water)

Although there are several ways that people produce  $\text{ClO}_2$  as a medicine, I made a diagram of three of the most common ones below:

## 3 Common Ways to Make Medicinal Chlorine Dioxide ( $\text{ClO}_2$ )



*(Always Dilute with Water According to Protocol Amounts)*

**SIMPLE Molecular Medicines:** *NOT CURES for a Disease, SOLUTIONS for all Disease*

Brian Stone, MBA, Ph D.

The above graphics show the three most common ways that are utilized to make and take ClO<sub>2</sub> for medicinal purposes. Each one has its benefits and constraints but they all allow for the molecular gas to be produced and safely ingested in the body to remove toxins that are knocking the body out of its healthy balance. This book will spend several chapters describing details of these methods, their suggested dosages to drink, and what illnesses you can treat with them. Keep in mind that each of these methods are simply different ways of getting the beneficial gas of ClO<sub>2</sub> inside of the body so that the improvements of health can take place.

### **FORMULA 1: Sodium Chlorite + Water (Unactivated MMS + Water)**

The first method is the one Jim Humble Discovered in the 1990's. This is simply **mixing drops of liquid Sodium Chlorite (NaClO<sub>2</sub>) with water** and drinking it. This method is simple, easy and effective when needed. However, there are some important warnings and considerations with using this method that should be considered. These are given in a future chapter of this book with the title "Unactivated MMS" on it.

### **FORMULA 2: Activated MMS (Sodium Chlorite + Mild Acid + Water)**

The second method involves mixing, or "activating", Sodium Chlorite (NaClO<sub>2</sub>) with a small amount of hydrochloric acid (or citric acid). This tiny amount of mixed fluid is diluted in water and the mix is drunk. However, **Activated MMS amounts are typically measured in the number of "drops" of NaClO<sub>2</sub> that are added.** This method has been the mainstay of taking ClO<sub>2</sub> as a medicine for over two decades. The flavor of this method is a little strong to the taste (bitter and sour) but it is very effective against diseases and other toxins that cause problems on the body. Everyone who wants to learn about using ClO<sub>2</sub> as a medicine should learn how this is done because it is also simple to do and easy to carry the tiny containers around when traveling.

### **FORMULA 3: Chlorine Dioxide Solution (CDS)**

The third method is made by mixing the Sodium Chlorite with a Mild Acid (same as method 2) and allowing for the Chlorine Dioxide molecules to "gas out" of the mixture and into some nearby distilled water. The distilled water soaks up the ClO<sub>2</sub> gas in a similar way that a sponge soaks up liquid. Even though the water and the gas are in the same liquid of CDS, they are separate molecules. Your body knows how to separate the two parts when you drink it in safe, diluted levels. This method takes a bit of practice to make, but it has a lighter taste (a little bitter but not sour) when taking it orally. **CDS is measured in milliliters** and can be taken in higher potencies than MMS because it is easier on the stomach and can be used for additional medicinal treatments like injections and intravenous use. CDS is the more modern method for making and taking ClO<sub>2</sub> and it can be easily made in the home. However, I call CDS the "Hospital-Grade" of ClO<sub>2</sub> because it has been used in hospitals in South America and other parts of the world to successfully treat Covid-19. Ironically, these 3rd world hospitals have a better

**SIMPLE Molecular Medicines:** *NOT CURES for a Disease, SOLUTIONS for all Disease*

Brian Stone, MBA, Ph D.

survival rate of patients treated with Chlorine Dioxide than our United States hospitals and pharmaceutical methods.

Link Mexico: <https://www.brighteon.com/13b5678a-1641-4591-bf57-9920f5c41e08>

Link Bolivia: <https://www.brighteon.com/18f49945-bdea-4441-b726-42094688efb2>

Link Ecuador: <https://www.bitchute.com/video/Ak4H6PxtgBeb/>

Link Peru: <https://www.bitchute.com/video/EueYNDXfOKRd/>

### 3 Ways to make Medicinal Chlorine Dioxide (ClO<sub>2</sub>)

Nicknames	Protocols	Way to Make it	Scientific Names
<b>1 Unactivated MMS</b> (but sometimes called “MMS”)	Protocol 1	Sodium Chlorite & Water	NaClO <sub>2</sub> + H <sub>2</sub> O
<b>2 MMS, Activated MMS</b>	Protocols 1000, 1000+, 2000, 3000	Sodium Chlorite + Mild Acid + Water	NaClO <sub>2</sub> + HCL + H <sub>2</sub> O
<b>3 CDS</b> (Chlorine Dioxide Solution)	Protocol A, B, C... through Z	Chemically Infuse pure ClO <sub>2</sub> into Distilled Water	NaClO <sub>2</sub> + HCL + Distilled H <sub>2</sub> O (Infused)

Note: “MMS” is a nickname that people use for Sodium Chlorite AND Activated Sodium Chlorite. (Yeah, it gets a little confusing sometimes with the nicknames)

#### Find your Best Formulation Method and Try it Out

Although there are several variations of dosages and schedules to take ClO<sub>2</sub>, a serious investigator should look at a minimum of 7-9 weeks or more of using this supplement in order to document the results of detoxification and healing. It is also recommended that before starting, you should write down a list of your personal health issues that you may have, listing any and all ailments that they suffer from. This list would serve as a baseline of where one was at the beginning of the experience.



**SIMPLE Molecular Medicines:** *NOT CURES for a Disease, SOLUTIONS for all Disease*

Brian Stone, MBA, Ph D.

Here is a Sample Personal List to give ideas of **what a typical middle-aged person might suffer from**. Many of them are classified as Autoimmune Diseases. These may not be deadly issues but they are normal health hassles. Here is a sampling of some of the common ones:

Trouble Sleeping at Night	Migraine Headaches about every 2 weeks	Skin Rash - Eczema	Constipation & Hemorrhoids	Autoimmune diseases
Enlarged Prostate	Alcohol or Caffeine Addiction	Brain Fog	Occasional yeast infections	Insomnia
Pre-Diabetes	Allergies to foods or animals	Early Arthritis	Acid Reflux	Canker Sores

Although **Children and young adults** may be in a healthier part of their lives, there are several common items that could affect their healthy function. Some of these have become much more common in the past 30 years:

Depression and Anxiety Disorders	Insomnia	Chronic Ear Infections	Chronic Strep Throat	Food Allergies
Gluten Intolerance	Gastroenteritis	Air Allergies	Overall Mess inside with digestion	Lyme, MS or Some Other Mysterious Illness

In the case of each health issue, there is a complex set of personal and physiological body systems involved. Some of it may come from a lack of restful sleep, poor decisions in their life, an unhealthy and stressful environment or even eating foods that are toxic or otherwise unhealthy for the body. Anyone could improve how they feel by trying to get enough sleep, avoiding high-stress environments, getting exercise and eating better. However, if you are already doing these things and still suffer from chronic issues, this is where ClO2 can help a lot.

Chlorine Dioxide does not necessarily attack these complex conditions with a person's health or medical needs like normal pharmaceutical drugs do. It mainly just clears the toxins that are causing the imbalance in the body's function. This allows **the body to heal itself at a faster rate because this healing is accelerated when the toxic barriers are removed**. It is an expert at digesting food, healing from infections, clearing out waste, keeping cancers and tumors from growing etc. It also knows exactly how to produce hormones, enzymes, acids and antibodies at just the right amounts to keep us functioning properly. All of this is done at a subconscious-level regardless of whether we are asleep, playing a video game on our phone, or in a lively conversation with a friend. This assumption is all good and well IF (and this is a big "if") it is not clouded and hampered by foreign toxins to the body. **Once a high amount of toxins get into the body functions, these complex systems start to get out of**

**SIMPLE Molecular Medicines:** *NOT CURES for a Disease, SOLUTIONS for all Disease*

Brian Stone, MBA, Ph D.

**balance and malfunction. Sometimes, these imbalances cause parts of the body to work against each of the individual parts.** This state of being out of balance is defined by Mark Grenon in his book “Imagine a World Without Dis-Ease”. He does not call sickness “Disease” but refers to it as “Dis-Ease”. He then goes on to define it by writing that “‘Dis-ease’ in the body is when the body is absent of or the removal of ‘ease’ comfort or problems”. He then goes on to demonstrate how the medical industry outlines thousands of different types of diseases, syndromes and conditions. He also explains that there are tens of thousands of types of treatments, medications and surgical procedures to treat them.

What is a toxin? It is defined as any substance or organism that can enter the body to the point where it hinders the proper function of cells, organs and body systems in a way that puts them out of their natural balance. Basically, it is anything that knocks a person out of “homeostatic” balance. What is Homeostasis? Here is a Wikipedia definition.

**Homeostasis:** the state of ***steady internal, physical, and chemical conditions*** maintained by living systems.<sup>[1]</sup> This is the condition of ***optimal functioning*** for the organism and includes many variables, such as body ***temperature*** and ***fluid balance***, being kept within certain pre-set limits (homeostatic range). Other variables include the ***pH*** of extracellular fluid, the concentrations of sodium, potassium and calcium ions, as well as that of the ***blood sugar level***, and these need to be regulated despite changes in the environment, diet, or level of activity.

In Grenon’s book he explains that Homeostasis and Dis-Ease are opposites. He also explains that Chlorine Dioxide allows for the body to move towards Homeostasis. Now, this is not to discount the importance of getting good exercise, rest and proper diet and avoiding high-stress environments. Those are also important regardless of our age or health and they are great topics for many other books that are already written.

### **Starting with Chlorine Dioxide: Guidance from Experienced Users & Experts**

Sometimes, people starting out with dosages just jump right in and start taking 3-drop dosages. They might think that “More is better” or just be impatient to take this new fad medicine. So they push it by taking 5 or more drops at a time. We all know people like this and there are several accounts from people on the website <https://mmstestimonials.co/>. This website is set up so that people can set up an account and post their own experience for the world to read about. There are hundreds of accounts at this site for all types of diseases treated with Chlorine Dioxide. It is good to know that taking 5 to 15 drops will not kill you or anything like that. In the early days of taking ClO<sub>2</sub>, Jim Humble was recommending as high as 15-drop doses for people to take for the same sicknesses that are outlined for the Protocol 1000. That means that the dosages used to be as much as 5-times as high as what is now recommended. (The dose recommendation for Malaria is still 15 drops but most others are no more than 3-drops now).

**SIMPLE Molecular Medicines:** *NOT CURES for a Disease, SOLUTIONS for all Disease*

Brian Stone, MBA, Ph D.

People still healed from their illnesses with that many drops of ClO<sub>2</sub>. However, it was much more common for a person to have excessive diarrhea and even “Projectile Vomiting” in the process. Some people would get to that point and decide that this system was not for them and then quit taking it. Ironically, they still got at least a little better from detoxing themselves to a point. In the end, after 24 years of learning from the dosage amounts and watching how people responded, it has been decided that 3-drops will help you to heal just as well as 5, 10 or 15 drops. The journey to healing is more pleasant along the way with these newer amounts.

With the above in mind, there are 3 main rules to follow to help you decide if you should adjust the dosages while taking Chlorine Dioxide. These are called the “Golden Rules” and I will cover them in the page or two below. But first, let me go through what it feels like when you are killing pathogens and flushing them out of your body. It is not a pleasant experience but it is a necessary part of the healing process. I call these the 3 H’s.

## Understanding the “Herxheimer” Reaction (or the 3 H’s)

The 3 H’s actually mean very similar things but they are terms used to describe what is happening to your body when you start to remove toxins from it. They are called the **Herxheimer Reaction**, the **Healing Crisis** and the **Homeopathic Aggravation**. (Herxheimer was just the guy who helped discover the experience which also can happen when you take a heavy dose of antibiotics). You can click on these terms to see some websites that explain more or do your own online search. If you are going to use Chlorine Dioxide and want to understand what to anticipate what you might be experiencing. I will summarize them explaining that you may actually feel kind of sick during the first few days of taking it. This is especially common when you start taking multiple doses per day. According to the Wikipedia description, the manifestations of these 3 H’s are a **slight fever, chills, headaches, hyperventilation (which sometimes feels like anxiety), tachycardia (increased heart rate), and flushing (a form of hot flashes)**. It is important to understand that first, this is a commonly known medical process that happens and second, it will decrease after the initial few days of taking hourly doses of ClO<sub>2</sub>. You just need to get through this part, even if you need to lower the dosage amounts as you go along. [Here is a video](#) that helps to explain this even more: <https://www.brighteon.com/a87c6af6-f3ac-452e-99a7-49d9da58f9b1>

You may also feel a little sick every once and a while in the days after this initial period because the toxins in you are not all attacked at the same time. This probably won’t be as intense as it was in the beginning days of starting a protocol though. The reason for these occasional flare-ups of Herxheimer Reactions is that some toxins and pathogens are deeper in the tissues or biofilm or possibly in your fat within your body which take some time to be reached by the ClO<sub>2</sub> molecules. As these layers and biofilms are penetrated, more toxins might be uncovered and dissolved. This is normal and even expected as you are trying to rid these things from your body through your digestive system. This slight to moderate level of feeling sick is a kind of guide for you to know if you should temporarily lower your dosages until your body recovers. This is why

**SIMPLE Molecular Medicines:** *NOT CURES for a Disease, SOLUTIONS for all Disease*

Brian Stone, MBA, Ph D.

I have come up with the saying to “**let your gut be your compass**” when taking **Chlorine Dioxide**.

## The “GUT RESPONSE”: Let it be your Compass

When taking ClO<sub>2</sub>, there are various symptoms of the Herxheimer response but the more common one is a bit of nausea and diarrhea. So, pay close attention to how you are feeling over each couple of hours after a dose. It is important to understand that there is a small and “healthy-level” of this feeling that is common (like you would be in the protocol 1000).

However, if your body has too high of a level of nausea/diarrhea or other flu-like symptoms, your body begins to weaken and your immunity lowers down. It's kind of like Han Solo, in the movie Star Wars. He paid attention to his insides to let him know if something bad was in the works. Of course, he usually came out fine in the end because he paid attention to his gut feelings, kept pushing forward and adjusted as he needed to (which is probably why Han shot that alien first in episode 4).



### My First Herxheimer Experiences

When I did my first Startup Procedure and then moved on to the Protocol 1000 (using Activated MMS), I really didn't notice much of Herxheimer's reaction. Outside of periodic sinus issues, I was in ok health and was mostly curious to see what would happen. It wasn't until about the 2nd or 3rd day taking multiple doses (Protocol 1000) when I had my first “loose bowel” experience. Basically, it feels like you need to go to the bathroom to have a bowel movement and then you find that it is actually a very loose bowel movement. That was about it for me.

As the days went on with the protocol, I found that I felt fine in the mornings and by the afternoons, after about the 4th or 5th dosage of 3-drops, I had a very loose bowel movement. It wasn't like that every day but it was an off-and-on experience through the 21-days of the protocol. I will also note that some of these bowel movements had a smell that was not normal for a bowel movement. I bring this up because I have worked with others that have noticed the same chemical-like smell in the loose stools. Chemically speaking, one could question if this smell comes from ClO<sub>2</sub> that was drunk throughout the day. Maybe it had gotten past the stomach (not fully absorbed there) and passed on to the small and large intestines and out of the body when you go to the bathroom. However, I am not sure if this is possible because within an hour and a half, all of the bonded atoms of the ClO<sub>2</sub> mixture would have separated into trace amounts of Oxygen and Chlorine. From there the Oxygen enters the bloodstream and the Chlorine bonds with other atoms to either make Salt (NaCl), Hypochlorous Acid (HClO) or other trace mineral bonds. My best guess is that the chemical smell actually comes from the dead pathogens and toxins that are being flushed out. These could be parasites, or fungus or bacteria or even virus parts that are destroyed and decomposing. Additionally, it could also be from long standing fecal matter that has been decomposing in the colon for much longer periods of time than normal food. There are [Colon Flushes](#) that demonstrate this type of material being

**SIMPLE Molecular Medicines:** *NOT CURES for a Disease, SOLUTIONS for all Disease*

Brian Stone, MBA, Ph D.

dislodged from the body. It is also likely that this material is also other broken down toxins exiting the body. Either way, I am pretty sure that telling the world about my diarrhea experiences here is one of the most embarrassing things I have ever done. It is worth it if it helps others to understand and anticipate what might happen to them.

**2 Areas of Herxheimer: Bowels vs. Body**

Another helpful aspect of understanding Herxheimer reactions is to note that it happens differently in different parts of the body. In the bowels, the first area where you experience it, you may experience nausea and loose stools/diarrhea. However, in the rest of the body, you might experience sore muscles, agitation or anxiety, low fever, higher heartbeat, headaches or overall tiredness. All of these other “flu-like” symptoms would come on after the discomfort in the bowels and may stay for a couple of days or slightly more. Both of these areas (Bowels and Rest of the Body) are being affected by the chemical reaction of pathogens being attacked and destroyed as well as the dissolving of toxic materials that are in you. However, the bowels are generally affected more immediately whereas the rest of the body might experience discomfort in the day or two following. It is just good to be aware of what to expect so that you can pass through it with more confidence and understanding. From my experience and that of millions of others, this difficulty is just a short phase that may need to happen in order to feel the benefits that come after. IT GETS MUCH BETTER AS YOU CAUTIOUSLY CONTINUE!

**Extreme Herxheimer Reactions**

Before moving on from Herxheimer's reaction, I should note that there have been some extreme cases that are worth explaining. These happened where people had large amounts of parasites or experienced food poisoning and took Chlorine Dioxide for recovery. Oftentimes they had been very sick with something for months or years. They were in such a crisis that they were willing to try something very different to treat it. From their first dosages, these people experienced projectile vomiting and/or extreme diarrhea shortly after. If someone had been poisoned, this ClO<sub>2</sub>-induced vomiting is an important part of getting the poison out. (If someone had been poisoned, the ER would pump his or her stomach, and that something that would be even more uncomfortable). In the cases with extreme parasites, the vomit and diarrhea sometimes consisted of actual worms that were in the person's body. As gross as this sounds, the people that extruded the worms felt much better shortly after getting this material out of them. They went on to be pathogen-free after continuing their dosages.

## THE 3 GOLDEN RULES:

### 1. No Change, 2. Reduce or 3. Increase Dosage Amounts

The three golden rules are a way to understand if you should adjust your dosage amounts up or down while using Clo<sub>2</sub>. It applies to *most* circumstances where you are taking it. It includes rules for MMS, Activated MMS, CDS and even another molecule called Hypochlorous Acid which will be described in a future chapter. These rules are so important that I made a whole tab [on my spreadsheet](#) dedicated to what they are. If you understand how these rules work, you will see that it is more a way of thinking instead of a set of strict rules. Here are the rules that you need to think about while drinking doses of Chlorine Dioxide:

#### Rule #1 (No Change Rule)

If your **Symptoms are improving? Do not change** anything. Continue with what you are doing.

#### Rule #2: (Reduce Rule)

If you are **feeling worse** (with prolonged nausea or diarrhea), **reduce** your intake by 50%...but keep taking it.

#### Rule #3 (Increase Rule)

**Not getting better or worse?** If there are no signs of improvement, go to the **next increase** in dosage or go to the next level up of protocol. (Highest dosage is still on 3-drops for most Protocols)

The golden rules apply to almost any time you are taking doses except for a couple of specific situations. One of these situations is when you have Malaria and the required dosage is a 15-drop mix. This level of drops is relatively high and it may very likely make you feel sick. However, the nature of this disease is such that a strong punch is needed to knock out the parasite that would be infecting you. The other situation is when you think that you have food poisoning or an oncoming sickness. In these two cases, a 6-drop dose is recommended followed by another 6-drop dose. You may decide to take higher doses if the poisoning seems more severe. Although it is your decision to make, you should strongly consider taking that second dose, even if you are not feeling very well. With food poisoning, for instance, it is possible that puking and having “the runs” is what the body needs to do to get the toxic food out of you. They are efficient and natural ways that your body uses to eject poison from itself.



**SIMPLE Molecular Medicines:** *NOT CURES for a Disease, SOLUTIONS for all Disease*

Brian Stone, MBA, Ph D.

## WHAT WEAKENS CHLORINE DIOXIDE: Foods and Supplements to Avoid while Clo2 is in your body

When taken in your mouth, chlorine dioxide will remain in your body for up to 1.5-2 hours before being completely gone and unmeasurable. By that time, it has turned into oxygen and chlorine (which turns to about 2 grains of salt per drop or other trace minerals) and you are Clo2 free. So, as you take it in the Protocol 1000, you take a dose each hour for eight hours. During this time, you have clo2 in your system consistently for about 9.5 - 10 hours each day. During this period, it is **helpful to avoid certain things in your body that will neutralize the strength** of the molecule. The following is a list of things to avoid while your body has Chlorine Dioxide in it.

### Things that Neutralize the Potency of Chlorine Dioxide

Nuts, Fruits, Vegetables that are High in Antioxidants	Juice with added vitamin C or ascorbic acid	Alcohol, Coffee & Certain Teas	Any other foods High in Antioxidants
Orange Juice (and other strong citrus juices)	Mineral Supplements	Vitamin supplements	Time-Release Supplements
Coconut Juice	Dairy Products	Chocolate (Cacao)	Hydrogen Gas and Water (Medicinal)

Now **this doesn't mean that you can't have any of these above items** while on a protocol. It just means that you shouldn't put them in you during the period of having Clo2 in your system. You can drink milk, for instance, with Clo2 but it just neutralizes the effects of the molecule and it does you no good. There have been people who take Chlorine Dioxide for months with no improvement in health because they didn't realize or follow these rules. So, if you need to have things from the above list in your day, **take them outside of the dosages**. This means either **a couple of hours (2 hours) before** starting your daily dose **or wait until 2 hours after your last dose**. In absolute extreme cases, you can try taking a 21-day break from these above items to obtain the most effective effect of the Clo2 21-day protocol.

### Food & Chlorine Dioxide Dosages (I get lots and lots of questions about this)

As an overall guideline, it is wise to try not to take any chlorine dioxide supplements with heavy meals or even with meals in general. **Some of the veteran users of Clo2 do not use it 15+ minutes before any meal (take it earlier than 15 minutes before) and to wait a while after a meal has time to digest** (become broken down and prepared to move to the small intestines). They also suggest eating lighter simpler meals during the 3-weeks of the protocols that are suggested. It seems like almost any food has some antioxidants, so choose your meals as best as you can and then don't worry too much about it. I generally try to wait at



**SIMPLE Molecular Medicines:** *NOT CURES for a Disease, SOLUTIONS for all Disease*

Brian Stone, MBA, Ph D.

least a half hour after eating before taking a dose but that doesn't always work out with my schedule when I am on an hourly dose (like protocol C, 1000, 2000 or 3000). I have also had many instances where I was eating some yummy chocolate chip cookies and milk (2 of the definite antioxidants) while on a protocol and suddenly realized "Oops! I just neutralized my last dose of Clo2!" My wife is such a great baker though so I just keep eating the cookie that is in my hand and wait about an hour or two before starting my next dose. Just understand that there is probably not a perfect sequence that fits everyone and **you will need to figure out what works with your physiology and lifestyle.**

**SIMPLE Molecular Medicines:** *NOT CURES for a Disease, SOLUTIONS for all Disease*  
Brian Stone, MBA, Ph D.

## Chapter 5: BASIC MMS - Sodium Chlorite + Water (Protocol 1)

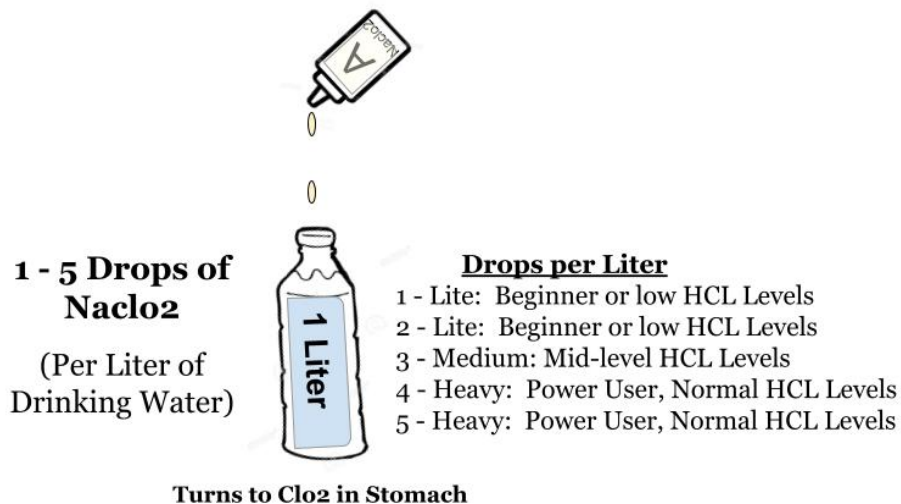
### Easy Start, No Flavor, No Mixing Acid Activator

The term “MMS” is one that has been given by those who add Sodium Chlorite with water to drink for medicinal purposes. It is also sometimes referred to as “Unactivated MMS” because there is no acid mixed with it when you use it. However, this mix of those two ingredients is not new to the health-supplement industry. It is also called “[stabilized oxygen](#)” and has been marketed as a liquid form of chemically-packaged oxygen for decades in their stores. It can also be used alone as a water purifier.

When you drink it and it enters the stomach, it becomes activated by the stomach acids and turns into Chlorine Dioxide. There is one regimen with this type of MMS, called the [Protocol 1](#) that I have found useful to share, which is **taken as a maintenance supplement against general sickness** as well as an oxygen enhancer for those that are exercising. You can try this method out to see if it is one that works for your particular needs with Chlorine Dioxide. See the diagram below of the measured amounts and how it is taken.

## Protocol 1

### The Simplest Way to Take Chlorine Dioxide



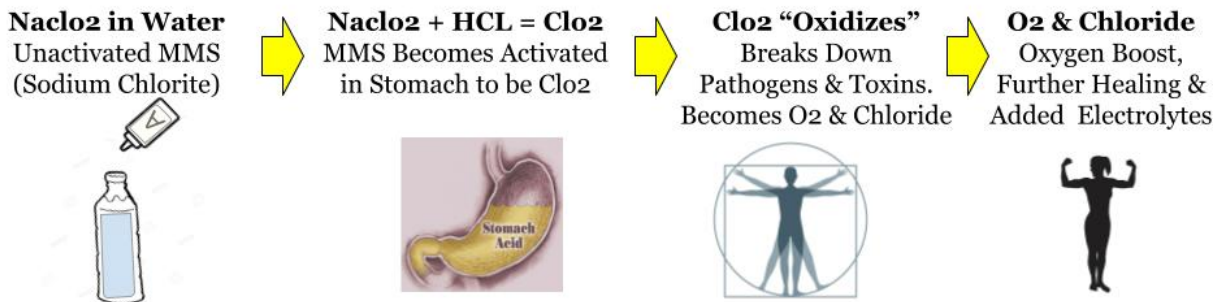
This formulation protocol is called “Protocol 1” because it was first discovered by one of the Chlorine Dioxide Pioneers, Jim Humble. In his first book written about Chlorine Dioxide, he originally mixed his packed supply of Sodium Chlorite with liquid to have his malaria-stricken workers drink. It was the 1st discovery by him that demonstrated that this mix was really special. This drawing above shows how you can take a liter of **plain water and add between**

**SIMPLE Molecular Medicines:** *NOT CURES for a Disease, SOLUTIONS for all Disease*

Brian Stone, MBA, Ph D.

**1 to 5 drops of Unactivated MMS (NaClO<sub>2</sub>)** to be used for drinking throughout the day. If you are doing a “true” Protocol 1, this becomes your normal drinking water all the time, both day and night. An average person will drink about 2-3 liters of this a day for their water needs, which means that they would drink between 3-15 drops of NaClO<sub>2</sub> per day. Before I get into the actual dosages that a beginner or more experienced user would take, let me show the process of how the Unactivated MMS helps the body as it is ingested.

### Protocol 1: Journey in your Body



When Sodium Chlorite is mixed with water in these amounts, it virtually has no flavor or color. It pretty much tastes and looks like water. Don't be fooled by this though. It is potent and will turn to Chlorine Dioxide in your stomach as it gets to the Hydrochloric Acid there. A healthy functioning stomach produces over a liter of this acid every day which translates to at least 800 drops an hour. If you compare this 800 drops of this HCL to the 1-5 drops of Unactivated MMS (Sodium Chlorite) that you would be drinking with this protocol 1, you can easily see that the chemical reaction will make Chlorine Dioxide (ClO<sub>2</sub>) within the stomach chamber.

Some initial research that I have done with this shows that each drop of Unactivated MMS in drinking water produces about 7 mg of ClO<sub>2</sub> as it is processed in the body. This is a little more than if you were to Activate a drop of MMS and it is more than double of what a milliliter of CDS gives you. This means that 1 drop of Unactivated MMS ≠ 1 drop of Activated MMS. It also means that a drop of Activated MMS ≠ 1 ml of CDS.

### Not the Same Potency

**1 drop of Unactivated MMS ≠ 1 drop of Activated MMS**

**1 drop of Activated MMS ≠ 1 ml of CDS**

This version of ClO<sub>2</sub> in the stomach is most potent and pure because it does not “gas off” into the open air like any of the methods of making it. For this reason, it is **only recommended in small amounts (1-2 drops of NaClO<sub>2</sub> in water) for beginners** trying it out. If you have a lot of experience with Chlorine Dioxide (by using it for prolonged periods or have done multiple

**SIMPLE Molecular Medicines:** NOT CURES for a Disease, SOLUTIONS for all Disease

Brian Stone, MBA, Ph D.

protocol detoxes) you may be willing to work your way up to 3, 4 or even 5 drops per liter of drinking water. It is suggested that you never rush yourself when increasing the number of drops though. Remember that **Protocol 1 can be considered the most potent and protocol mix** for the following reasons:

1. There is **no “gas off”** that occurs when the Unactivated MMS mixes with the HCL in your stomach. This means that you are getting a 100% efficient mix of Chlorine Dioxide gas as the ingredients are mixed in your stomach. You can compare this to the other versions of Clo<sub>2</sub> (Activated MMS or CDS which are shown in future chapters) which allow for some of the gas to escape into the air before drinking it.
2. Your **stomach may be producing varied levels of Hydrochloric acid** at the moment of your drinking Protocol 1, which means that you may have a herxheimer response when taking a 3, 4 or 5-drop mix of the NaClO<sub>2</sub> with water.

Because of the potential for high potency, you would need to **be extra vigilant of how your body responds to each drink** that you take. Always be looking for a herxheimer response (especially nausea) and ready to cut the next dose in half - as the 3 Golden Rules say.

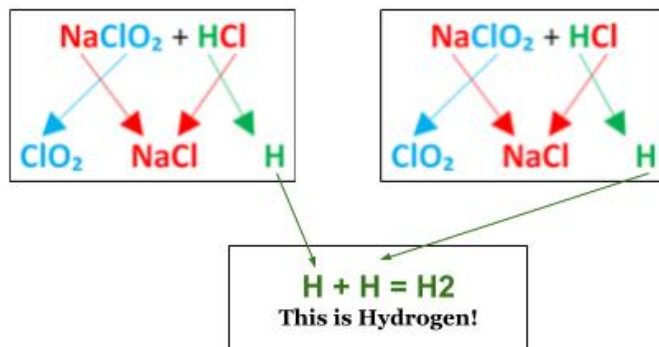
**More (Boring) Chemistry Explanations of Clo<sub>2</sub> in You**

Along with the basic information listed above about this simple way of taking Chlorine Dioxide, I would like to demonstrate my understanding of the chemical reaction that happens as Unactivated MMS (NaClO<sub>2</sub>) turns to Chlorine Dioxide in the stomach of a person. This reaction is in a safe and diluted quantity of liquid-drops per liter of water, or 1:20,000 ratio. As shown in the 3-box diagram in this paragraph, the Unactivated MMS (NaClO<sub>2</sub>) molecule combines with the Acid (HCL) and actually produces three different things. These are as follows:

**Question:** NaClO<sub>2</sub> + HCL = ?

**Answer:**

1. Chlorine Dioxide (ClO<sub>2</sub>)
2. Salt (NaCl) 1-2 grains per drop
3. Hydrogen (H)



It is worth noting here that I explain a lot of the **benefits of Hydrogen** as a medicine in a later chapters of this book. This includes information on producing it in the home for drinking, putting it on the skin and inhaling the gas (called “Browns Gas”). In fact, I share links to [over 600 studies and other articles](#) that show the benefits of this gas as it is ingested in the body. This means that when you drink the Protocol 1, you are also taking Hydrogen in your body which can contribute to your health as well. This hydrogen-based benefit does not occur with Activated MMS nor with CDS because the

**SIMPLE Molecular Medicines:** *NOT CURES for a Disease, SOLUTIONS for all Disease*

Brian Stone, MBA, Ph D.

Hydrogen goes into the air and upward very quickly. However, when the chemical reaction takes place in the stomach, the Hydrogen is contained and absorbed by the body.

I personally have seen people improve from problems of insomnia and brain clarity and stiff muscles that result from workouts and older age with various levels of this protocol 1. Additionally, if consistently taken over time, it will help to improve gastrointestinal “gut” problems as well as very gradually remove toxins from the body. These improvements do not just happen because of magic from the ingredients. They occur because Clo<sub>2</sub> oxidizes any acidic material in the bloodstream/body tissues and selectively kills bacteria that is not conducive to proper digestion in the gut. As it does this work, it leaves behind fresh oxygen atoms and chloride at the very spot of the problem areas. This leftover material also promotes the health and detoxification of that specific area.

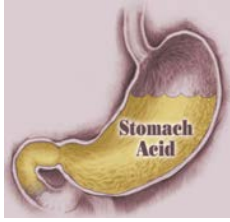
All other things considered, Protocol 1 has several **Benefits** that come with it and a few **Cautions** that need to be listed here. This table below helps to explain this type of medicinal use of Clo<sub>2</sub>.

**Benefits and Setbacks of doing Protocol 1 for Chlorine Dioxide**

<b>BENEFITS</b>	<b>CAUTIONS / WARNINGS</b>
Tastes Like Water. Yay!!!	Your stomach needs to have a fair amount of Hydrochloric Acid
So Simple and Easy to Start and Do (Compared to other Protocols)	Not as Potent Against Disease that you already Have (Better to use MMS or CDS)
Great for Maintenance Dosages and Slow Detox	Takes Time to Get Used to Full System of Protocol 1 Higher Dosages of 3-5 Drops/ Liter
No Need to Refrigerate the Mix of Water with Sodium Chlorite (NaClO <sub>2</sub> ). You can even pre-bottle several day’s worth and store them.	Need to Understand That a Little Herxheimer Response is a Part of the Process and it may be a little delayed, compared to MMS or CDS
Most Efficient use of Clo <sub>2</sub> Mix - None of it “gasses off” into the air	Slower Detox Process Than Protocol 1000 or Protocol C (Activated MMS or CDS)
Additional Hydrogen Atoms Consumed within the Body	
Easy to Transport NaClO <sub>2</sub> and Mix on the Spot with Small Bottles	

**SIMPLE Molecular Medicines:** *NOT CURES for a Disease, SOLUTIONS for all Disease*

Brian Stone, MBA, Ph D.



### **Precautions for beginners**

Before deciding to try Protocol 1 out, you need to be sure that your “gut” or gastrointestinal system is not in any kind of disastrous shape. Some allergy problems or other autoimmune issues should be alright. However, if you are having some serious issues where your body isn’t producing enough stomach acids for digestion, you may want to start with the “Activated MMS” or even “CDS” protocols of Chlorine Dioxide instead of this version.

My guess is that almost any reasonably healthy person would be fine to start this out. You would just want to stick to 1 or 2 drops per liter until your digestive system gets used to the chemical process that takes place to translate the Unactivated MMS to Activated MMS in your stomach. As I have done variations of this protocol, I noticed that it is very important to pay attention to how your gut responds to each dose so that you know how to regulate the next dose.

### **Why not just do “Sodium Chlorite + Water” for All Chlorine Dioxide?**

I have been asked before about why this method of taking MMS is not the mainstream way to do it. Unactivated MMS is easy, simple, convenient, and fast. Yet, the other methods are much more common and widely used, even though they require mixing and special storage techniques. The answer to this has to do with the Hydrochloric Acid (HCL) levels in the stomach. These levels **vary from person to person and even from one period of time to the next.** To use examples from Jim Humble’s experiences, there have been people in other countries that have had serious health problems that did not see very much improvement with using Unactivated MMS until they tried using the acid activator method found in the next chapter on Activated MMS. Their bodies, specifically their digestive systems, were in such bad condition that they were not ready to sufficiently change the  $\text{NaClO}_2$  into  $\text{ClO}_2$ .

Even with relatively healthy people, the variances in stomach acid levels are difficult to know from the outside. If your HCL levels are low in the stomach, you would only want to take 1-2 drops per liter for your drinking water. However, if you are eating nutritiously, getting enough rest and exercise, managing your stress levels, and avoiding the overuse of antibiotics and other medications that destroy your intestinal walls, your HCL levels in the stomach would likely be higher. (Either way, there is probably always enough HCL in the stomach to activate MMS perfectly fine for the body to utilize.) It is just difficult to know where there may be times where the HCL levels are low enough for the individual to feel a little bit of herxheimer response - uncomfortable stomach cramps or nausea - as the body processes the Unactivated MMS ( $\text{NaClO}_2$ ).

### **Stomach Acid Levels: More Details to Help Understand It**

Although I am not a scientist in the area of stomach acid production, I have done a little bit of research to help understand what seems to affect the levels of Hydrochloric Acid, one of the main substances in the stomach used for food digestion (as well as the activation of  $\text{NaClO}_2$ ). Knowing the actual levels of HCL in the stomach is difficult for the average person unless you

**SIMPLE Molecular Medicines:** *NOT CURES for a Disease, SOLUTIONS for all Disease*

Brian Stone, MBA, Ph D.

have some specific testing tools or methods to find this out. The information below is based on some simple internet searches which answer the HCL questions in each column.

### **Hydrochloric Acid (HCL) Levels in the Stomach**

<b>Signs of Low HCL Levels in your Stomach</b> <i>(So you know to possibly keep your MMS drop levels low)</i>	<b>Possible Reasons for Low HCL Levels</b> <i>(Things to consider in your lifestyle)</i>	<b>Ways to Remedy Low HCL levels</b>
Regularly Heartburn/Indigestion	High Stress Levels	<b>Taking Chlorine Dioxide!!!</b> (Of Course) Because it kills bad bacteria including H. Pylori in your stomach
Undigested food in the stools	Unhealthy Diet Practices	Limit processed foods. A balanced diet rich in fruits and vegetables can also increase your stomach acid levels
Feeling unusually full after meals (even small ones)	Eating Food Too Quickly	Drink apple cider vinegar
Bloating and Heavy Belching after Meals	Eating Foods High in Sugar	Eat ginger
Constipation	Prescription Drugs	Eat Easy-to-digest foods (Diet Changes to healthier foods)
Diarrhea on the morning after heavy meals	Preexisting Digestion Problems	Taking Natural Enzyme Supplements
Brittle Hair & Fingernails (from long-term deficiency in HCL)		Eating fermented vegetables such as kimchi, sauerkraut, and pickles – can naturally improve your stomach acid levels



**SIMPLE Molecular Medicines:** *NOT CURES for a Disease, SOLUTIONS for all Disease*  
Brian Stone, MBA, Ph D.

## **Protocol 1 Startup Suggestions: Easing into the MMS/Sodium Chlorite**

In doing the Protocol 1, you can begin in small amounts and ease up in the number of drops over time. However, remember that even a single drop or two a day may have an impact on a person's health as a maintenance dosage (In my case, I noticed a positive difference with just 2 drops of mms a day). There is no reason to rush the increase in drops any faster than your body will accept them. Here is a **suggested amount for starting up quickly with Protocol 1:**

### **Day 1**

put 1 drop in each of the 2 liters/quarts of water. Drink this during the day as you would normally drink water.

### **Day 2**

2 drops in each of 2 liters/quarts of water. Drink during the day and drink as you would normally drink water.

### **Day 3**

3 drops in each of the 2 liters/quarts of water that you would drink during the day

### **Day 4**

4 drops in each of 2 liters/quarts of water that you would drink during the day and ...

### **Day 5**

5 drops in each of 2 liters/quarts of water that you would drink during the day.

***Always Always Always Remember!:*** If you start feeling quite sick with **nausea, stomach pains** or other herxheimer symptoms, **reduce the amount** that you drink from the Protocol 1 mix. This is a constant and steady flow of Clo<sub>2</sub> and you should not push the amount that you take. You can regulate your Clo<sub>2</sub> intake by diluting your drinking mix or just drinking less from the mix bottles and some from normal drinking water that you drink. (See below for more on this)

### **Handling Herxheimer with Unactivated MMS**

If at any time while drinking the Unactivated MMS dosages makes you feel sick in any way you will just reduce your drops per liter/quart by 1-2 drops and see how you feel. There will be some continuous adjusting up and down of the amounts as you take it. After several days-to-weeks of using Unactivated MMS, you will find that you get used to Protocol-1 and find what works for you. You should be able to take 3-5 drops per liter, drinking about 2+ liters of this a day.

If you are mixing the Protocol-1 for another person to drink, this brings a new dimension to making and taking the dosages. For instance, with pre-mixing Protocol-1 drinking water for your kids or an elderly family member, you would need to be careful with their body's

**SIMPLE Molecular Medicines:** NOT CURES for a Disease, SOLUTIONS for all Disease

Brian Stone, MBA, Ph D.

experience with this and (in the case of sibling children) you may even need to make different potencies for different kids. It takes extra care to monitor that person's response to each dosage and be able to adjust the amounts of drops in the water that is best for their needs. Just remember that *1-5 drops of Unactivated MMS per liter will not cause any serious injury* to a person. It would just have the potential to be uncomfortable for a short period of time as a person's body adjusts to the detoxing process.

### Protocol-1 Benefits: Sample-Examples

A very big “upside” to using the Protocol-1 as your drinking water is that the water serves as two great purposes. One is for Hydration and the other is for promoting Healing through Oxidation, Oxygenation and Chloridation. Even though the results may vary because of the low levels of drops, you can look to see improvements in many areas of your physical challenges. (I say that the results vary because these are low amounts of dosages compared to Activated MMS and CDS, which are much stronger against disease). All of this happens in a way where you don't even taste the “medicine” that you are taking. I have created a table of examples of how this could be a game changer for the health of some individuals. See below:

<b>Urinary Tract Infections</b>	If you are prone to having <a href="#">Urinary Tract Infections</a> , you drink this and are hydrated while the infection is minimized or avoided completely. (Trip to the Doctor for Antibiotics Averted, 4-day wait time of taking antibiotics before feeling better avoided, Money Saved)
<b>Allergies</b>	If you have <a href="#">chronic and debilitating allergies</a> , you may find that the small amounts of Clo2 cause the allergies to begin to fade and possibly go away. (Trips to Specialists for Meds Averted, Money Saved, tissue paper use reduced, Quality of Life Improved)
<b>Gastrointestinal “Gut” Problems</b>	If you have a <b>messed up Gastrointestinal system</b> where your stomach hurts regularly from eating or digesting food, you may find that this slowly fades away and you can digest foods that used to cause lots of problems. (Trips to the Doctor Reduced and Protocol-1 actually works better than the medications that they give you)
<b>Workout Performance</b>	If you are an <b>athlete</b> who does intense workouts and is looking for better ways to <b>improve performance</b> (with oxygen while exercising) as well as a <b>faster recovery of your muscles</b> (from lactic acid buildup), you may find your performance improves substantially and you recover much faster from workouts. (Trips to the Health Supplement Store Averted, Money Saved)
<b>Brain fog</b>	If you suffer from regular <b>“Brain Fog”</b> related to medications, getting old, (as in my case) chronic sinusitis problems, or even sleep apnea, you may find that this clears up and is mostly reduced, due to your drinking water.

**SIMPLE Molecular Medicines:** *NOT CURES for a Disease, SOLUTIONS for all Disease*

Brian Stone, MBA, Ph D.

	(Quality of life improved, able to teach math in front of a class again without losing track of what I was doing)
<b>Home Projects</b> (Physical Labor Recovery)	If you do <b>occasional work around the garden or home projects</b> and are concerned that you are going to be extremely stiff and sore for days after, you may find that this pain and suffering is greatly reduced, due to your drinking water. (Pain and suffering reduced, quality of life improved, extra oxygen boost while working, garden and home DIY projects more successful)
<b>Antivirus</b> (Kills Viruses in the Body)	If you are concerned about getting some kind of <b>virus or other pathogen</b> floating around in the air, you may find that you just don't get sick like others do. (Fear-level lowered, quality of life increased, chance of getting sick lowered dramatically)
<b>Insomnia</b> (From age or a malfunctioning Pineal Gland)	If you have struggles with <b>insomnia</b> and can't fall asleep or if you wake up in the night and find that you <b>cannot fall back asleep</b> even when you know that you are lacking sleep, you may find that you fall asleep easier and sleep more restful through the night. If you do get up in the night, you fall asleep more easily. (Sleep deprivation avoided, restful healing through sleep increased)
<b>Substance Addiction Recovery</b>	You may be trying to offset the "withdrawal" difficulties of some kind of <b>addictive substances and medications</b> . This could be caffeine, opiates or some other foreign drug. You may find that the addictive impulses are lowered because the clo2 breaks the substances down in your body that is contributing to the addiction so that you can flush them out of you faster.

**Children and Smaller Adults with Unactivated MMS**

Because the Protocol-1 is premixed into drinking water volumes, there is not a great need to adjust the protocol to fit the size of the person taking it. Adults and larger people (like myself) will tend to drink higher amounts of water based on their physical needs. However, smaller adults and children will drink lower quantities of water according to their needs. You can also dilute the water as needed for specific situations. Again, the key for adjusting the potency (between 1-5 drops per liter) is to be very aware of the person's response after each dose and make adjustments.

**Protocol-1 as a Molecular "Energy Drink" for Athletic Workouts**

As you take the Protocol 1 on a regular basis, you will probably find that this flavorless water does some special things to help your exercise or athletic workouts. It doesn't matter if you are just working in the garden on your hands and knees, lifting heavy materials on a construction site or running a marathon. Using this protocol before, during and after workouts has some noticeable benefits that you will probably realize if you are paying attention to your body while

**SIMPLE Molecular Medicines:** *NOT CURES for a Disease, SOLUTIONS for all Disease*

Brian Stone, MBA, Ph D.

on it. First of all, it **removes lactic acid by oxidation**. This means that the creation of lactic acid (from working your muscles) and the removal of it (through oxidation of acids in your bloodstream) are done **simultaneously as you drink** and exert yourself. Secondly, it gives the body a flow of **oxygen to the bloodstream**. This is not oxygen that you breathe through your lungs, it is the oxygen that is created chemically from the  $\text{NaClO}_2$ . The “Na” goes on to create things like a tiny amount of salt in the body. The  $\text{O}_2$  breaks apart and goes straight into the bloodstream. It is literally like drinking a packaged form of oxygen that will help you with your exercise. (I have always wanted to give some of the Protocol 1 to athletes at the midpoint/halftime of a game to see how it boosts their performance to the end). The next thing that  $\text{ClO}_2$  will do while in the body is release the Chlorine atom which becomes Chloride, a natural electrolyte in the body which benefits blood flow and cell health, among other things. This helps with the recirculation of the fluids in the body system and helps with faster recovery. Lastly, the hydrogen atoms are released in the system which also can help with digestion and other body functions.

When you understand the scientific chemistry of how  $\text{NaClO}_2$  works in the body (Turning to  $\text{ClO}_2$ , then  $\text{O}_2$  and  $\text{Cl}$ ) it is easy to see that this will enhance the performance and recovery of someone as a Pre or Post workout drink. It is also nice to know that there is **no residue of chemical material or toxic substance that is left** behind when you take it in your water. It simply turns to oxygen and chloride; items that are already pre existing in the body. For those that are new to using this, I would suggest keeping the level of  $\text{NaClO}_2$  drops on the lower end (1-3 drops) because of the possibility of having a herxheimer reaction while on a jog or playing football. It might be very inconvenient if you suddenly need to go to the bathroom while being out and about doing these things. In the end, it takes practice to learn how your body works with the Protocol 1. (I should also note that you can use Activated MMS and CDS as Energy Enhancing Supplements. They just have the stronger sour/bitter taste comes with their formulation).

### **Do Foods or Supplements Neutralize the Potency of Protocol 1?**

The short answer is YES. As explained earlier in the book, there are foods that will neutralize the potency of Unactivated MMS, because of the Chlorine Dioxide that will be entering the bloodstream. **The same things, like chocolate, milk, and other foods high in antioxidants will cause the water to be temporarily neutralized for an hour or two.** However, keep in mind that this water is in a lower dosage and it is more consistently taken throughout the full day compared to the other methods and formulas of Chlorine Dioxide. Where Activated MMS and CDS are taken for 8-10 hours a day for 21 days, you would be taking a Protocol 1 all day for months on end or longer (See future chapters for more information on these protocols).

### **How I Do Protocol-1**

I have used different variations of the Protocol 1 for over 6 months now with good success. I have tried it with my cycling workouts, in my typical work days as well as while doing

**SIMPLE Molecular Medicines:** *NOT CURES for a Disease, SOLUTIONS for all Disease*

Brian Stone, MBA, Ph D.

construction work. I have found that I get that steady stream of energy and endurance while working which lasts beyond the end of the workday as I continue to drink my Protocol 1 water. I have also noticed that the more activity that I am doing, the less I notice that I have any herxheimer response. (The Herx response is typically mild anyway; just a little itty bitty cramp in my stomach). In other cases where I take a bigger drink and sit still in a chair for a long period, I tend to be more aware of any slight stomach cramps. It is not painful or anything, just a little noticeable. Just be careful to not take something like an eight-gulp drink of this if you are new to it. It puts a lot of stress on your stomach to absorb that much NaClO<sub>2</sub>. Learn as you go.

### **Clo<sub>2</sub> energy vs. Sugar/Caffeine Rush**

As for the increases in energy while using Clo<sub>2</sub>, I point out that it is not the same as what you would get from caffeinated energy drinks or high sugar soft drinks. Those things give you a boost of energy followed by a drop-off where you feel fatigued. Unactivated MMS is flavorless in water and provides pure Oxygen to your muscles, organs and brain, without any drop off of energy or strength after. (This is NOT the same as any type of Energy drink or caffeine soda)

Over time, with Protocol 1, the mini cramps disappear and I am just drinking from my water bottle like normal. Once and a while, when I have an empty stomach, I do get a small burp that has the scent of Clo<sub>2</sub>. But it is not very noticeable. I put the drops in the water and mostly regulate how much I drink by the number of “sips” that I take. For me, usually a 4-sip drink is normal, especially in the mornings when I wake up. Occasionally, I will take 5 - 8 after exercising and I usually only take about 2 or 3 when I want to clear my throat. If I ever happen to feel that my stomach is having a little cramp, I may sip only 1 or 2 from the bottle and then get a drink of normal water for any extra thirst. That way, I am lowering my intake of Protocol 1 but still getting water, as needed.

So, what is the solution to taking Protocol 1 around foods or supplements that might weaken or neutralize the Chlorine Dioxide? It is to space these items apart from your drinks within reason. **Don't worry too much about it but try as best as you can to steer clear of things.** For instance, if you know that you are going to have some chocolate cake with milk after dinner (or before, hehe!), then you may try to have a protocol 1 drink of about 100-200 ml's (or about 2-6 sips, for me) at least 15 minutes before having the cake. This will get at least some of the supplement in your bloodstream before the chocolate neutralizes it. Additionally, if you are going to have a meal that may have some antioxidants in it, try to space at least 10-15 minutes or more between a drink of the Protocol 1 water before eating food. **You do the best that you can with your situation and just keep consistent with the daily usage.**

In the afternoons/evenings, I should include that I stop my Protocol 1 drinking and do Hydrogen Therapy. This is a part of my current experiments with my body where I am testing out this and that method to learn more. I talk about this later in this book in greater detail. Because Chlorine Dioxide and Hydrogen offset each other, I make sure to space these treatments apart by at least 1-2 hours.

**SIMPLE Molecular Medicines:** *NOT CURES for a Disease, SOLUTIONS for all Disease*

Brian Stone, MBA, Ph D.

## Summary: What Protocol 1 is and isn't

In summary, the Protocol 1 water is a quick and simple way to take Chlorine Dioxide in less potent dosages. Because there is no taste in the water, it **IS a great way for a beginner** to try out Chlorine Dioxide and see if there are any noticeable impacts at the lower levels of 1-2 drops per liter. For the more experienced user of Clo<sub>2</sub>, it is a way to keep from getting sick on a “maintenance” level of dosages. Protocol 1 is **probably NOT as potent** as the Activated MMS or CDS protocols can be (which will be discussed in later chapters) but it does seem to be a great supplement to **help not get sick and to have a boost to oxygen** energy in the body. The Protocol 1 may **NOT be as well-known** but it **IS extremely convenient**. Remember that 1 drop of NaClO<sub>2</sub> in water **is NOT the same as a 1-drop mix of Activated MMS**. It **IS probably more potent**. Additionally, 1-Drop Activated MMS **IS also probably more potent than a milliliter of CDS**. For me, **Protocol 1 IS the most practical way to take chlorine dioxide** on a daily basis.

### Special Thanks to My Sources on Using Unactivated MMS (Sodium Chlorite)

I would like to thank these individuals for teaching the world about how to use Sodium Chlorite in the Unactivated Way (NaClO<sub>2</sub> + water).

Scott McRae

Jonathan Cuppett


Dr. Robert Young

Jim Humble (of course)



## Chapter 6: “ACTIVATED” MMS (Protocols 1000 & 1000+)

I want to now dive deeper into showing the most common “Activated MMS” method of making Clo<sub>2</sub>. This is the system of making and taking it for over 20 years and it still is used extensively today. As shown in the cartoon drawing below, you **mix liquid drops from the A bottle (NaClO<sub>2</sub> liquid) with the B bottle (an acid like Hypochlorous Acid or Citric Acid)**. Then, you dilute this mix of drops with water and take it in or on the body. This method was developed by some of the pioneers like [Jim Humble](#) and a partner that I mentioned earlier, Mark Grenon. These Protocols are numbered 1000, 1000+, 2000, 3000 and 4000.



### Mix 1-3 Drops A & B Substance

Wait 20-30 seconds

Add 4 oz Water (120 ml)

Then, Drink

The general idea is that you are trying to introduce the chlorine dioxide to your gastrointestinal system as well as your bloodstream in low and consistent levels. The important part is to follow the recommended dosages and methods carefully and consistently and only make minor adjustments after you are accustomed to the protocols. These pioneers have over a decade of experience with this and have personally helped thousands and thousands of people.

As a part of my preparation for this book I have read several books and taken tedious notes on the main protocols that were developed and revised over time. I have also listened to and watched hundreds of hours of [Grenon’s pod/video casts](#) to review the systems and results from actual people that he has worked with. Additionally, I began taking my own dosages and recording my experience with it to verify similar effects.

Finally, because of my positive experience with taking Chlorine Dioxide, I started my own video channel so that I could both learn and demonstrate to others how to make and use this to help better their health. However, my intent here is not so much to show what I have done and experienced with it. It is more to show what millions of others have done and accomplished through their use of it. The niche that I am trying to fill here is to give a short (around 100-150 pages) reference guide that can be used to make and use these simple molecules like Clo<sub>2</sub> in the home.

I also want this information preserved to the public because over the past 3-4 years, most of the videos and books by Humble, Grenon, Kalcker and Riverra have all been silently banned from YouTube, Amazon.com, Vimeo, Twitter, and Facebook. These people have, in many cases, had



**SIMPLE Molecular Medicines:** *NOT CURES for a Disease, SOLUTIONS for all Disease*

Brian Stone, MBA, Ph D.

their bank accounts, emails and other payment accounts closed because of their work. Grenon has even been put in jail for suggesting that Clo<sub>2</sub> can stop Covid-19 and giving people this Chlorine Dioxide in return for their donations to his cause. Additionally, Kalcker has had his Doctorate degree rescinded and all of the above individuals have been attacked greatly by the Media. (I think it's nice that the "Powers that be" work in tandem with their partners so that us common people can see the breadth of their influence). I don't think that you should be afraid of all of this. It clearly demonstrates how far these powerful groups will go to hide the truth. This stuff really works man!

## The Top 3 "Activated MMS" regimens - In sequence

As mentioned earlier, the three main **Activated MMS Protocols that have been most commonly used over the past 20 years** are listed below. I will explain the basics of each one and post a link to a video where I explain more about it and show how it is mixed and taken. If you have already read through and watched the video on how to properly [make a single drop of ClO<sub>2</sub>](#) to drink, then you are ready to learn about these three. They are as follows:

- |                                    |                                    |
|------------------------------------|------------------------------------|
| 1. <b>STARTUP PROCEDURE</b>        | 1-14 days                          |
| 2. <b>PROTOCOL 1000 (or 1000+)</b> | 21 or more days                    |
| 3. <b>MAINTENANCE SCHEDULE</b>     | at least 2-4 weeks or indefinitely |

## Regimen 1 - Startup Procedure (or Startup Protocol)

The startup procedure was formed as a means to give the body very tiny doses of ClO<sub>2</sub> in order to slowly ramp up its ability to do further detoxification cleansing. The key is to take a dose of drops and then wait to see if you have any nausea/diarrhea, and then take another dose an hour later. It usually starts by having a person make a 1-drop mix of Chlorine Dioxide and only drinking a quarter or half of that drink and waiting to see how the body responds (You can throw out the rest of that drop mix because it will be less potent the next time you are ready to take some). If you don't suffer from any excessive nausea or diarrhea over the next 60 minutes or so of taking a quarter or half of a drop mix, you can take another 1/4 - 1/2 drop mix and wait. The idea here is to try to take these tiny dosages over and over up to 5-7 times a day to get your body accustomed to the removal of pathogens and other toxic materials. Each person will respond at different levels to this kind of dosage because everyone has different levels of toxicity. One person may be very healthy and have little response and another person may have a slight kidney infection (excessive bacteria in their system without knowing it) and feel the nausea more than another. Also, if someone happens to be very sick and their body is in really bad shape, they will want to go slower than the suggested amounts just to make sure that their body has time to flush out the kill-off of pathogens and toxins. Remember that Chlorine Dioxide is not masking pain or symptoms like pharmaceutical drugs might be programmed to do. It is literally removing the sources of the problem which must be flushed out of the body. As this is

**SIMPLE Molecular Medicines:** NOT CURES for a Disease, SOLUTIONS for all Disease

Brian Stone, MBA, Ph D.

done, the pain or discomfort begins to go down. Typically, the reduction of pain is faster with it than it is with antibiotics.

**Numbering system for counting the MMS drops**

Another key to understand is how the “Drop” measurement is counted with Chlorine Dioxide. Some people may wonder why it is called a 1-drop mix when there are actually 2 drops used to make it. The main thing to remember is that the number of drops measured only refers to the Sodium Chlorite Drops and not the activator acid. That way, a 3-drop mix may require 6 drops to make (3 of A mix and 3 of B) but we only count the A drops of liquid Sodium Chlorite. Now that you have learned the basics about mixing a drop, it is time to see how to mix it make actual MMS.

The first time someone begins a Startup Procedure, it may seem more like a biology class lab where you are mixing a certain dose over and over and looking at the clock to see when you should take your next drink. However, after you have some experience with it and understand what you are trying to do (detox your body at slow incremental levels without putting yourself into nausea/diarrhea shock), you realize that there is more of an art to it. The key is to get your dosages and schedule right and then pay attention to your body’s response. In the end, you are really trying to get your body accustomed to where you can take 8 doses of 3 drops each. This is the Protocol 1000 level, which comes after the Startup Procedure. I have a video below that walks through what to expect if it is your first time taking Chlorine Dioxide:

First Time Taking ClO2 Video - [Starting Procedure](#)

<https://www.brighteon.com/e9a9a5b2-cd25-4188-8d50-9fd9abacf7cc>

Additionally, I have put down a few different schedules that you could consider following as a part of your startup schedule. These are just ideas on how to do it and not any type of prescription that has been done.

**Startup “Slow and Easy” Suggestion:** I recommend something like this if you don’t have any looming disease that needs to be addressed quickly. Wait 60 minutes between drops and always be ready to lower your dosage or stop for the day if you start feeling extra Herxheimer Reaction. (See Chapter 4 to review about Herxheimer Reactions)

Day	First Dose	Second Dose	Third Dose	Fourth Dose	Fifth Dose
<b>1</b>	1/4 Drop	1/4 Drop			
<b>2</b>	1/2 Drop	1/2 Drop	1/2 Drop		
<b>3</b>	1/2 Drop	1/2 Drop	1/2 Drop	1/2 Drop	1/2 Drop
<b>4</b>	1 Drop	1 Drop	1 Drop	1 Drop	1 Drop

<https://chlorinedioxidetruth.weebly.com/>

**SIMPLE Molecular Medicines:** *NOT CURES for a Disease, SOLUTIONS for all Disease*

Brian Stone, MBA, Ph D.

<b>5</b>	2 Drops	2 Drops	2 Drops	2 Drops	
<b>6</b>	3 Drops	3 Drops	3 Drops	3 Drops	3 Drops
<b>7 - 8th day</b> Start with <b>Protocol 1000</b> (3 drops each hour for 8 hours - 24 total drops)					

**Startup “Let's Get Going Quick” Suggestion:** I recommend something like this if you really want to push it and get to the Protocol 1000. Keep in mind that if you are sick with something like a UTI or something more serious, the ClO<sub>2</sub> will start quickly to work on cleaning out your body of infections, toxins, bacteria etc. This means that you might feel a little sick (Nausea and Diarrhea or more) during these first days. You don't want to make yourself feel “sicker” because of the ClO<sub>2</sub>, so be ready to lower the dosage drops or stop for the day if you start feeling sick.

Day	First Dose	Second Dose	Third Dose	Fourth Dose	Fifth Dose
1	¼ Drop	¼ Drop	1 Drop	1 Drop	1 Drop
2	1 Drop	2 Drops	2 Drops	3 Drops	
3	2 Drops	2 Drops	3 Drops	3 Drops	3 Drops

4	Start with <b>Protocol 1000</b> (3 drops each hour for 8 hours - 24 total drops) Remember the Golden Rules of Taking Chlorine Dioxide!
---	--

Always keep this in your mind while taking ClO<sub>2</sub>. Every person is their own “Petri dish” of differing pathogens and other toxins which responds a little differently to the dosages. We all have differing levels of bacteria, viruses, infection and the like in us and we can't just give a standard dosage for someone during the Startup Protocol. It doesn't matter if someone looks healthy or physically fit. If they are full of toxins or candida, it may not always show. **It is not a race to dump as many drops into you as fast as possible.** If you have that mentality, you may end up exhausting your body from excessive diarrhea and vomiting so that you can't heal very well. You are trying to have a **steady flow of the Correct Dosages for your body** at that particular time. Let your body's response to the CD tell you if the amount is correct up until you reach the maximum of 3-drops per dose.



Who decides if that amount needs to be temporarily lowered? **YOU DO!** So, pay attention to how your body is responding to the dosages. Any schedule, like the one above is just a

**SIMPLE Molecular Medicines:** *NOT CURES for a Disease, SOLUTIONS for all Disease*

Brian Stone, MBA, Ph D.

recommendation that you can follow to get started. From that starting point, you then adjust your dosages based on how your body is accepting the detoxification. Again, never more than 3 drops for a Protocol and always be willing to lower the next dose if you are feeling more than a slight “healthy” level of slight discomfort. If you push it too much and make yourself sick from Chlorine Dioxide, you could weaken your body to the point where it needs to spend more of its resources on recovering from excessive diarrhea and vomiting. And, if you are critically ill, taking it will add a little to the illness because your body is flushing out the killed pathogens and neutralized toxins that are infesting you. Always be willing to lower the dosages to keep your body from getting sicker than you felt before you even started taking it.

**Working with Children**

If you are working with children and want to use Chlorine Dioxide, I would suggest that you first have some experience with taking it yourself. It would really help if you understood how to take it and what it tastes like before asking a child to take it. Below is a table of reduced amounts of drops that can be taken by children if they are sick and starting out. Remember that 1/8th of a drop is really a half ounce liquid that was originally mixed with 1-drop in 4 ounces. To make this you would make a 1-drop mix in 4 ounces and then only give a half of an ounce of that cup. It is based on their weight and is barely enough to even taste at all. I have taken these amounts and the ClO<sub>2</sub> actually tastes less like chlorine than tap water from the municipal systems.

<b>Starting Procedure MMS1 Dosage Guide for Children</b>				
<b>Drops Per Hour</b>	<b>Day 1</b>	<b>Day 2</b>	<b>Day 3</b>	<b>Day 4</b>
<b>Babies less than 7 lbs (3.2 kg)</b>	<b>1/8 drop</b>	<b>1/8 drop</b>	<b>1/4 drop</b>	<b>1/2 drop</b>
<b>Children 7-24 lbs (3.2-11 kg)</b>	<b>1/8 drop</b>	<b>1/4 drop</b>	<b>1/4 drop</b>	<b>1/2 drop</b>
<b>Children 25-49 lbs (11-23 kg)</b>	<b>1/4 drop</b>	<b>1/4 drop</b>	<b>1/2 drop</b>	<b>3/4 drop</b>
<b>Children 50-74 lbs (23-34 kg)</b>	<b>1/4 drop</b>	<b>1/2 drop</b>	<b>1/2 drop</b>	<b>3/4 drop</b>
<b>Children 75-100 lbs (34-45 kg)</b>	<b>1/4 drop</b>	<b>1/2 drop</b>	<b>1/2 drop</b>	<b>3/4 drop</b>

This table was taken from recommendations from Mark Grenon and Jim Humble’s books. They have worked with parents and medical clinics treating children with Chlorine Dioxide for over 10 years each.

**SIMPLE Molecular Medicines:** *NOT CURES for a Disease, SOLUTIONS for all Disease*  
Brian Stone, MBA, Ph D.

## Regimen 2 - Protocol 1000: The basic detox and procedure for so many illnesses

Now that you understand some of the ins and outs of what to expect with starting Chlorine Dioxide, the next thing to do is learn about the most commonly used protocol. The title of a “Protocol” is just a term that means something that is formally measured and done in the same way. Protocol 1000 is done by doing the following steps:

1. Do the **Startup Procedure** for enough days to be comfortable to take multiple doses in a day.
2. Start the **Protocol 1000**: Mix 3 drops of the NaClO<sub>2</sub> (mix bottle A) with 3 drops of the acid activator (Mix Bottle B) in a dry glass or clay coffee mug. Be sure that the drops are placed on top of each other so that they mix.
3. Let the drops sit for **20-30 seconds**.
4. **Add 4 oz of water** or approved juice (Simply Apple or Simply Cranberry are my favorites)
5. **Drink** the dosage
6. Wait **60 minutes**.
  - a. Pay attention to if you have much of a Herxheimer Reaction. If it's not too bad, go to the next step. If you are having more than just a little nausea or diarrhea, reduce the next dose by half, but keep taking it.
7. Do all of the above again until you have taken a total of **8 doses in a day**.
8. Do this daily for **21 days or longer** until the illness has been remedied.

### Here is a basic schedule of how your day might go with the Protocol 1000

	Dose 1	Dose 2	Dose 3	Dose 4	Dose 5	Dose 6	Dose 7	Dose 8
<b>Option 1</b>	10am	11am	Noon	1pm	2pm	3pm	4pm	5pm
<b>Option 2</b>	6am	7am	8am	9am	10am	11am	Noon	1pm
<b>Option 3</b>	Noon	1pm	2pm	3pm	4pm	5pm	6pm	7pm

If you were to follow the protocol 1000 instructions exactly, you will have taken a total of 504 drops of ClO<sub>2</sub> over a 21-day period (24 drops a day x 21 days = 504). That is just under an ounce of Sodium Chlorite drops. But remember, **the goal for the Protocol 1000 is NOT to get all of the drops into your body in 21 days**. If you just drink and drink and drink 3-drop doses every hour like the instructions say, without paying attention to how your insides are feeling, you may actually weaken your digestive system from too much diarrhea which will then weaken the rest of your body. (Healing will not slow down). It is not a race to finish 504 drops and you shouldn't rush things when your body is telling you that it is struggling to get a load of toxins

**SIMPLE Molecular Medicines:** *NOT CURES for a Disease, SOLUTIONS for all Disease*

Brian Stone, MBA, Ph D.

out. The **goal IS to give your body a consistent amount of ClO<sub>2</sub> that it can handle for 21 days or longer.** Many doses will be 3-drops but several might be 2 or 1 drop depending on your level of nausea/diarrhea. Pay attention to how your body is responding and adjust the next doses accordingly.

I have seen people go too fast through their Startup Procedure, then they panic when they have Herxheimer reaction symptoms while doing a protocol. For example, one man with a skin condition thought he was having an allergic reaction with Chlorine Dioxide because he was experiencing some burning on his skin and some heart beat issues (tachycardia). He stopped taking it and decided to use it on his skin for a while instead of drinking it. Another woman asked if she should stop taking it in the first few days because she was feeling anxiety and hot flashes; things that she didn't normally feel before. A third woman started feeling stressed and agitated by her third day and decided that she would not continue taking it because she felt that she had too much going on to focus on the dosages. Regardless of what symptomatic experiences you might have while starting this, just remember two things. First, the symptoms of the H's are expected and you can prepare to anticipate them. Second, ***you are in charge of the dosages*** and should lower them when you are feeling the stress on your body system. Cut it in half if you need to, or more on the following dose. Just keep the flow of CD going, no matter how small. You will get over this part and start to feel much better soon.

Here is an instructional video that talks about the Protocol 1000 and the Protocol 1000+. The Protocol 1000+ is explained later in this chapter.

<https://www.brighteon.com/cob9ffb5-1669-4e7c-959f-66b5522cb499>

The table below shows many of the types of diseases that the Protocol has been used to treat.



**SIMPLE Molecular Medicines:** *NOT CURES for a Disease, SOLUTIONS for all Disease*

Brian Stone, MBA, Ph D.

## What Can the Protocol 1000 Treat?

Acid Reflux	Bipolar Disorder	<a href="#">Diabetes</a>	Fibroids	Hemorrhoids	Kidney Diseases	Restless Legs Syndrome
Acne	Brain Injury	Diarrhea	Fibromyalgia	Hepatitis	Kidney Stones	Rheumatoid Arthritis
<a href="#">Allergies</a>	<a href="#">Bronchitis</a>	Diverticulitis	Fracture	Hives	Mad Cow Disease	Rheumatic Fever
ADHD	Bursitis	Down Syndrome	<a href="#">Flu &amp; Covid-19</a>	Hyperglycemia (High Blood Sugar)	Migraines	Ringworm
Altitude Sickness	Canker/Cold Sores	Drug Abuse	Gallbladder Disease	<a href="#">Hypertension (High Blood Pressure)</a>	Mononucleosis	Rosacea
Alzheimer's Disease	Carpal Tunnel	Dysfunctional Uterine Bleeding	Gallstones	Hyperthyroidism	Osteoarthritis	Severe Acute Respiratory Syndrome (SARS)
Andropause	Celiac Disease	Dyslexia	Generalized Anxiety Disorder	Hypothyroidism	Osteomyelitis	Sinus Infections
Anorexia Nervosa	Cholesterol	Dengue Fever	<a href="#">Genetal Herpes</a>	Influenza	Osteoporosis	Skin Rash
<a href="#">Shingles</a>	COPD	Eating Disorders	Genital Warts	Insulin Dependent Diabetes Mellitus	Ovarian Cyst	Smallpox
Arthritis	Congestive Heart Failure	<a href="#">Eczema</a>	Glomerulonephritis (Nephritis)	Iron Deficiency Anemia	Parkinson's Disease	<a href="#">Staph Infection (MRSA)</a>
Asperger's Syndrome	Crohn's disease	Endometriosis	Gonorrhea	Irritable Bowel Syndrome	Peptic Ulcers	Strep Throat
Asthma	Candida	Enlarged Prostate	Gout	Itching	Pink Eye	Syphilis
Back Pain	Conjunctivitis (Pink Eye)	Epilepsy (Seizures)	<a href="#">Herpes</a>	Joint Pain	Polio	Tuberculosis (TB)
Bad Breath	Deep Vein Thrombosis	Erectile Dysfunction	Headache	Juvenile Diabetes	Pneumonia	Ulcers
Baldness	Depression	Eye Problems	Heart Disease	Juvenile Rheumatoid Arthritis	<a href="#">Psoriasis</a>	<a href="#">UTI &amp; Yeast Infections</a>

Now, after reviewing this above list you might be inclined to say “What the...? How can something that helps Syphilis also help with ADHD? What the heck does a UTI have to do with diabetes or restless leg syndrome? You crazy man!”, or something like that. **Remember that Chlorine Dioxide is not a cure to these diseases! It is a Pathogen and Toxin Cleaning crew** that neutralizes the poisons in your body and then **leaves a load of Oxygen and some Chlorine for your body to accelerate its healing and tissue recovery.** After



**SIMPLE Molecular Medicines:** *NOT CURES for a Disease, SOLUTIONS for all Disease*

Brian Stone, MBA, Ph D.

it does its work, your body has to flush out these neutralized toxins and pathogens. This happens with every dose that you take and the Clo<sub>2</sub> is all gone out of your body within 1.5-2 hours. With each dose that you take, your body is given better leverage to be able to heal itself. **It is the body that heals itself** when it is not disrupted by the pathogens and other toxic material that enters in it. Give it a chance to prove itself and you will see what it can do.

**Protocol 1000 with Children**

As I mentioned earlier in the Startup Protocol, any parent or guardian should have experience taking Chlorine Dioxide on their own before using it with their kids. It will help you to be more knowledgeable and compassionate towards what they are tasting and ingesting. You should also get over all of the FDA warnings and just use some common sense and actual science data instead of the fear tactics that they use. It is very clear that modern pharmaceutical companies use Chlorine Dioxide to treat people’s sickness, as shown in Chapter 2. I am not giving medical advice here but I am encouraging you to learn and experience a simpler way towards healing from sickness.

Here is a table demonstrating suggested amounts that you can give a child for the protocol 1000. Notice that the drops are again based on the weight of the child and that you would start with a single drop mix of ClO<sub>2</sub> and then only give a portion of that 4-ounce drink to them.

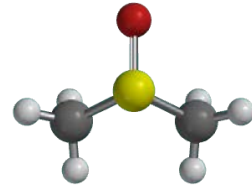
<b>Protocol 1000 MMS1 Dosage Guide for Children</b>	
<b>Weight</b>	<b>MMS1 Drops Per Hour</b>
Babies weighing less than 7 lbs (3.2 kg)	1/2 drop per hour the first day of Protocol 1000, then work up to 3/4 drop per hour for the remaining 21-day period of protocol.
Children 7-24 lbs (3.2-10 kg)	1/2 drop per hour to start and work up to 1 drop per hour for the remaining 21-day period.
Children 25-49 lbs (11-22 kg)	Start with 3/4 drop per hour and work up to 1-1/2 drops per hour for the remaining 21-day period.
Children 50-74 lbs (22-33 kg)	Start at 1 drop per hour and work up to 2 drops per hour for the remaining 21-day period.
Children 75 lbs (34 kg) and over	Start at 1 drop per hour and work up to 3 drops per hour for the remaining 21-day period.

**SIMPLE Molecular Medicines:** *NOT CURES for a Disease, SOLUTIONS for all Disease*

Brian Stone, MBA, Ph D.

## DMSO: The “Plus” in the Protocol 1000+

The Protocol 1000 and 1000+ are very similar except for one thing. The Protocol 1000+ includes something called DMSO, [Dimethyl Sulfoxide](#), to be taken at the same time as the 8 Chlorine Dioxide dosages a day. It comes in a clear liquid form or gel that has a percentage tied to it. The highest percent will be something like 99.999% whereas you can also buy it at lower potencies like 70% or lower. You can also easily dilute DMSO from a higher level to a lower level with distilled water. It is considered to be a “jack-of-all-trades” ointment that **treats several things in the body like inflammation, bruising, sprains, concussions, carpal tunnel, respiratory diseases and even strokes**. There were a lot of research articles produced during this time showing that it was safe and very helpful against multiple diseases. It was a hot new drug back in the 1960’s that **mysteriously was shot down by the FDA and not allowed to be used with general medical prescriptions in the U.S. However**, because of its usefulness, it was heavily used since then for livestock and veterinarian work. It is also quietly used in many professional sports because it is simple to have on hand and it also helps to heal injuries faster. There are some great videos that cover the controversy on it along with its effectiveness. [There](#) are also several good books on how to use it which are very helpful. Lastly, you can find DMSO online to purchase, at walmart.com or at a store where they sell livestock equipment and feed.



**DMSO is made from tree sap and other materials within pine and other trees** that are used in making paper. Some websites call it a “bi-product” of the paper industry but I think that this is a misinforming way to describe it. To call it a bi-product of an industry makes it sound like it is some kind of waste material that is a pollutant or garbage to be thrown away. With this logic, we could say that apple cider vinegar is a bi-product of the farming industry because it comes from rotting apples. In the cases of DMSO and Apple Cider Vinegar, they are inexpensive to produce, they do wonders for the body’s health and no one is going to make a lot of money selling it. That is why you don’t see it in the medicine aisle in a grocery store. However, it really does wonders for the body if you understand how to use it.

DMSO is **used medically in three different ways**. It is either taken through the **mouth**, put on the **skin** “topically” or given through a **needle**. In this book I only focus on drinking it and putting it on the skin. With each of these methods for taking it, you need to understand that the dosages of DMSO are usually very small. Drops or, at most, a teaspoon. You can take it with water or another liquid without any other medicine. Most of the ClO<sub>2</sub> dosages that I have used with DMSO have had it at 70% dilution but you can try it at a higher level if you are experienced with taking it. It also has one conspicuous side effect. It is said that the DMSO liquid tastes like oysters and leaves your breath smelling a little like garlic for some hours after. So, you may not want to use this stuff before going on a date.

**SIMPLE Molecular Medicines:** *NOT CURES for a Disease, SOLUTIONS for all Disease*

Brian Stone, MBA, Ph D.

### **A Penetrating Solvent, Anti-inflammatory, a Carrier and a Healer All in One**

DMSO is also a natural solvent and anti-inflammatory ointment. If you put it on your skin, it immediately starts to work its way through the pores and other layers into your bloodstream where it helps to bring inflammation down and allow for faster healing. It doesn't kill your skin, but if the potency is 99% and you put too much on you, it could make the skin have a bit of a burn like a sunburn. I could tell a funny story about my wife's face and DMSO but she wouldn't appreciate it. She survived it though. Now she only takes it if I give her a foot massage with DMSO and coconut oil. It is a great soother and relaxer after a long day on the feet. (I am leaving this reference to her to see if she ever reads this book.) For this reason, it is good to make sure that your skin is not too sensitive to it and that you only put on a small amount at a time. I usually put it on my ankle or leg and let it work its way through my body internally. Once it is on your skin or in your mouth, it can penetrate both skin, flesh, organs, veins and even the material around the brain known as the Blood-Brain Barrier. It only takes between 5-15 minutes to do this and the inflammation and pain are greatly reduced. Additionally, with all of this, it is a muscle and body-tissue relaxer. It literally calms a person down within minutes of taking it on the skin or orally. The penetrating power of it is one of the reasons why it works so well. Once it is in your system, it gets to places that even your bloodstream can't easily reach. If you take DMSO orally, you can do it alone or diluted with most other liquids. Don't be afraid of it though. It really is great stuff!

When it is mixed with other medicines, **DMSO has the ability to push the medicine more thoroughly through all parts of the body beyond just the bloodstream.** Hard to reach areas inside the brain, in the tendons and ligaments are all better accessed when you take a medicine with DMSO. Additionally, you can put a medicine, like Chlorine Dioxide, on your skin and then apply DMSO to push it into that area of flesh in your body and into your bloodstream. This has been very helpful for specific area-treatments of arthritis or tumors.

### **Other DMSO Research**

In some future edition of this book, I will probably dedicate a whole chapter of the book to DMSO. If you didn't look at it scientifically, you could say that it is magical as it works against chronic pain, bruising, wounds, concussions, arthritis, any inflammation, frostbite, burns, cancers, stroke recovery (especially right after), and the overall healing of damaged tissue. Back in the 1960's-70's, DMSO was a very promising substance to be used for medicinal purposes. There was a lot of research put out with it from the U.S, Russia, Japan and other countries at this time and they were having great success with treating the above health issues in this paragraph. In [Mark Grenon's second book](#) on Chlorine Dioxide, he says that it has the ability to reduce "autoimmune antibodies that damage or destroy human tissue" and that "it prevents free radicals from destroying lubricating fluid in the joints." However, the FDA has mysteriously only approved [one or two medical uses for it](#). I also found that DMSO was turned down at least three times for Investigational New Drug (IND) applications. Yet I have not found anything dangerous about it other than the need to be careful about the quantity and skin sensitivity (as with any medicine). It is used in medical research for the preservation of live materials and

**SIMPLE Molecular Medicines:** *NOT CURES for a Disease, SOLUTIONS for all Disease*

Brian Stone, MBA, Ph D.

transportation of transplant organs. It preserves live flesh very well, especially against cold temperatures. There are several stories about [professional athletes](#) still using this since that time. However, they are very careful about discussing what additives and supplements they use. It is a touchy subject because of the various banned substances. (I couldn't find DMSO being banned by any sports organizations though) Veterinarians use it quite a bit when working with animals. It is especially used with horses in horse racing. I put a tab in my spreadsheet link with some of the more practical uses of DMSO. It is called "DMSO Treatments". Feel free to spend some time online reading through the benefits of it from the natural medicine practitioners. I still think that there is some magical pixie dust in it too.

DMSO video on what it is and how to dilute your own from 99.99% to a lower potency:

<https://www.brighteon.com/c1e41e0c-b609-4ae6-9652-ffa21474cda7>

DMSO Video on why I always carry it around with me:

<https://www.brighteon.com/a3711b16-9668-45db-9895-81aad097cff6>

Fortunately, you can still find books on DMSO from amazon.com. If you search on youtube, you will find a strange "filtered" set of responses because that is how youtube works these days. For better video information on how it is used for natural healing, you will need to look through alternative video sites like Bitchute, Brighteon, Rumble etc. Below are a list of books out there that teach more on DMSO as well.

### **DMSO Books for more Learning:**

DMSO: Nature's Healer

Healing with DMSO

The DMSO Handbook

DMSO The Universal Healing Wonder

The DMSO Handbook for Doctors\* (*I have this one*)

Dimethyl Sulfoxide (DMSO) in Trauma and Disease

DMSO The Universal Healer:

## **Regimen 2 (Continued) - Protocol 1000+ : The DMSO Boost**

Because the Protocol 1000+ dosages of Chlorine Dioxide are identical to the Protocol 1000, I will refer you to the schedule of the Protocol 1000 to review what amount is needed. Simply a 3-drop mix of ClO<sub>2</sub> with 4 oz of water every hour for 8 doses. The addition of DMSO is done by adding drops of 70% **DMSO to the drink after the 4 oz of water have been added**. It is important to remember the timing of this. First mix the drops, wait 20-30 seconds, add 4 oz of water and THEN ADD DMSO. Then you drink it.

<https://chlorinedioxidetruth.weebly.com/>

**SIMPLE Molecular Medicines:** *NOT CURES for a Disease, SOLUTIONS for all Disease*

Brian Stone, MBA, Ph D.

How many drops of DMSO? Well, I would suggest only starting with 1-drop for a dose of ClO<sub>2</sub>. You need to see how your body responds before increasing it. If you seem ok with it, you can increase it to 2-drops of DMSO on the next protocol 1000+ dose. Use the same Golden Rules with DMSO as you do with Chlorine Dioxide. If you feel sicker with the DMSO drops than you did before taking any of the supplements, then ease back on the DMSO drops. If you are feeling ok with the current drops, then you can increase DMSO. In the end, you can put up to 3-drops of DMSO for every 1-drop of CD (3 to 1 ratio of DMSO to CD). In other words, if you are taking a protocol 1000+ dose of 3 drops of CD, you can also take up to 9-drops of DMSO with that drink.

Overall, I like to think of the DMSO as the escorting guards of Chlorine Dioxide. If the Chlorine Dioxide were some kind of heavyweight boxer heading to the ring, the DMSO is the crew of bodyguards that push people and things out of the way so that the boxer can get to the ring more quickly and easily. Lastly, in the case of people with liver cancer, you would need to check for the slight chance of the body not being ready for DMSO. I cover this issue in [my DMSO video](#) at about the 32-minute mark.

Here is a Review Video of the Protocol 1000 and 1000+

<https://www.brighteon.com/cob9ffb5-1669-4e7c-959f-66b5522cb499>

**SIMPLE Molecular Medicines:** *NOT CURES for a Disease, SOLUTIONS for all Disease*

Brian Stone, MBA, Ph D.

## Regimen 3 - The Maintenance Schedule

The maintenance schedule is pretty simple and straightforward as regimens go with Chlorine Dioxide. It is a Chlorine Dioxide dosage to be taken regularly if you are not on a specialized protocol. It is suggested to be taken for months, years or even indefinitely to help your body keep its immunities up and fend off attacking pathogens. It does not necessarily make it so you never get sick, but it does make you stronger against the possibility of getting sick.

Below is a table that shows how much and how often you could take this Maintenance Dose. Your age and your weight are the main factors that decide how many drops and how often.

<b>Maintenance Dosage Recommendations</b>	
<b>Suggested to be taken at bedtime</b>	
<b>CHILDREN</b>	<b>Daily Dosage</b>
12lbs or less (5.5 kg or less)	1 drop daily
12-24lbs (5.5-11kg)	2 drops daily
25-49lbs (11-23kg)	3 drops daily
50-74lbs (23-34kg)	4 drops daily
<b>ADULTS</b>	<b>Daily Dosage</b>
Adults 60 years and over, 100 to 200lbs	6 drops daily
Adults 60 years and over, 200lbs and over	8 drops daily
Adults under 60, 100 to 200lbs	6 drops 3x a week
Adults under 60, 200lbs and over	8 drops 3x a week

Remember that the “Drops” are a mix of the Sodium Chlorite and the Acid activator. If you are above 200 pounds, you take an 8-drop dose. However, if you are under 200 pounds, you take a 6-drop dose. If you are over 60 years old, you would take the dosage every day. Under 60 years of age would only need the dosage every two to 3 days.

For children and very tiny people, the table shows how you would adjust your drop amounts based on their weight. Hopefully this is a pretty straightforward description of how you would give your kids a dose. I personally do not have any experience with giving little kids dosages because mine are all older. Ironically, my children who have taken Chlorine Dioxide decided only to take it when they were having some kind of chronic health problem. The others are not as interested. I guess that is how we sometimes learn to change our paradigm...from pain and crisis.



**SIMPLE Molecular Medicines:** *NOT CURES for a Disease, SOLUTIONS for all Disease*

Brian Stone, MBA, Ph D.

Below is a video explaining the basics of the Maintenance dosage.

[Maintenance Schedule Basics](#)

<https://www.brighteon.com/07c9ce92-bd75-43ef-8570-3338cb7f8979>

So, for me, a guy under 60 years old but over 200 pounds, I mix 8 drops of the A and B bottles and let it activate for 20-30 seconds. Then, I add a cup of liquid to drink it. I do this three times a week (or every other day because I forget when I took it last) because I am only in my 50's. This number of drops in a drink is pretty potent and the taste is strong. Because of this, I made a video that shows how to take the maintenance dose in a capsule to bypass the nasty flavor.

[Maintenance Schedule with Capsules](#)

<https://www.brighteon.com/60ee946c-3230-45c5-8524-11074af83063>

### **Maintenance Dose vs. Protocol 1**

I also want to add here that it is possible to replace this Maintenance Schedule with the Protocol 1 that is explained in the earlier chapter on Unactivated MMS. I have done them both (Protocol 1 and the Maintenance Dose) separately and have found them to both be effective. I actually prefer the Protocol 1 because of the more constant dosing of the Chlorine Dioxide as well as the fact that it doesn't taste sour/bitter.

There have been people who question **how long you should be on Chlorine Dioxide in general**. Their real question may be trying to find out when to stop taking it. I have found two sides of people to answer this question. First, the people who suggest not taking it for long periods of time are those who have either taken it here and there and are just being careful. I have not found anything that shows that it is dangerous to take for extended periods of time. On the other hand, there are several people that have either testified online or actually written books about Chlorine Dioxide who continue to take it for years and decades. The fact that these people are still alive and fairly healthy tells a lot. For me, I tend to side on taking it indefinitely. When I look at the byproducts of it (Salt or Hypochlorous Acid, and Oxygen), I don't see any danger in having trace amounts of that in me for the rest of my life. Additionally, I do see myself taking on more toxins and pathogens at a daily rate for the rest of my life through air pollutants, non-organic foods, metals, glyphosate laced foods and the normal viruses and bacteria that are constantly floating around. It just makes sense to me to give my immune system greater help in my life's journey. Especially since it is going to cost me a one-time total of only \$200-300 in materials for the whole rest of my life to pay for it. I paid more than double of that amount *per month* to give my family medical insurance when I self-employed back in the early 2000's. Below is a video that also talks about how long one should take Chlorine Dioxide.

<https://www.brighteon.com/afe3e938-9c48-4d0d-990f-b56b650a7b59>

Also, I have a video of an older man, Alan Keys, who gives his experience with taking ClO<sub>2</sub> regularly:

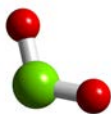
<https://www.brighteon.com/e2d2da04-03fo-4066-a456-2bc16b7d6df6>

**SIMPLE Molecular Medicines:** *NOT CURES for a Disease, SOLUTIONS for all Disease*  
Brian Stone, MBA, Ph D.

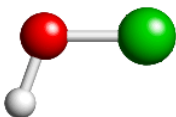
## Chapter 7: MORE “ACTIVATED” MMS (Protocols 2000, 3000) & PROTOCOL 4000

If you are faced with a more deadly and intensive disease, you would need to understand a new chemical compound that is administered along with Chlorine Dioxide. For the sake of distinguishing this new compound with MMS, it is common to call the original MMS with the title “**MMS 1**” This is the normal Chlorine Dioxide that I have referred to. The newer chemical compound can be referred to as “**MMS 2**” or by its chemical name of “**Hypochlorous Acid**”. **These two chemical compounds are completely different, but useful**, so I will distinguish them below.

Chlorine Dioxide (MMS 1) =  $\text{ClO}_2$  (2 Oxygen atoms with 1 Chlorine atom)



As a review, **Chlorine Dioxide is a chemical bond** that is made by mixing Sodium Chlorite ( $\text{NaClO}_2$ ) with an “acidic activator”. These activators can be citric acid, lemon juice, hydrochloric acid or another acid. The mixing of these two parts for drinking is typically done in a dry cup and left alone for 20 or more seconds before diluting it with water and drinking it. This is called MMS or MMS 1.



**Hypochlorous Acid (MMS 2) =  $\text{Ca}(\text{ClO})_2 + \text{H}_2\text{O}$**   
(Calcium Hypochlorite + Water)

Hypochlorous Acid is another chemical compound used with the protocol system for treating diseases. It also has a nickname of “MMS” 2 that is often used by people. It is **made by mixing a chemical called Calcium Hypochlorite  $\text{Ca}(\text{ClO})_2$  with common water ( $\text{H}_2\text{O}$ )** where a chemical reaction takes place leaving Hypochlorous Acid. Making this compound is done differently than Chlorine Dioxide because it is **taken in capsule form and the mixing and activating is done in your stomach**, rather than in a dry cup. Calcium Hypochlorite is usually sold and stored in a dry powder form and placed in a gel-capsule to be taken with at least 4-8 ounces of water. As the capsule dissolves in your stomach, it mixes with the water and the chemical change takes place. The only reason that the title is similar to Chlorine Dioxide/MMS 1 is because the both of them can be taken internally for health purposes. However, the guidelines for taking Hypochlorous Acid are different. I’ll explain more about that below.

Hypochlorous Acid is **a stand-alone-medicine that can be taken completely separate or alongside Chlorine Dioxide** (see Protocol 4000 to learn about it as a stand-alone dose). I could also write a whole booklet about how it is used and what it does. However, my purpose here is just to show how it is used **with** Chlorine dioxide in the dosage protocols. I use the word

**SIMPLE Molecular Medicines:** *NOT CURES for a Disease, SOLUTIONS for all Disease*

Brian Stone, MBA, Ph D.

“alongside” because it shouldn’t be taken at the exact same time, but separated by 30 minutes or more. When I get to the schedule for Protocol 2000 you will see how this is done.

### **What does Hypochlorous Acid do?**

Hypochlorous Acid is a **chemical that your white blood cells produce in your body**. It is used to fight fungus, viruses and bacteria that are in the body and also helps to kill off infections quickly. This is very similar to Chlorine Dioxide in what it does to pathogens, however, it does it in a different way and it is **not affected by specific foods or drinks like ClO<sub>2</sub>**. You can buy Hypochlorous Acid in its “unactivated form” of Calcium Hypochlorite in capsules online to take yourself **or** you can easily make your own if you know how. The following sheet was published by Jim Humble to demonstrate how to make your own with the help of gel-capsules.

**Making Calcium Hypochlorite/Hypochlorous Acid (MMS 2) from Home Instructions for optimal use:** <https://drive.google.com/file/d/1zUqhQRWSLUAmwXHLwFRLqHCYN1m2dBct/view?usp=sharing>

### **Video on Making and Taking MMS 2 - Calcium Hypochlorite:**

<https://www.brighteon.com/ad96f4b8-b49c-4d69-b0b3-a8d13a3d736a>

I encourage anyone who wants to understand how Hypochlorous Acid is helpful in our bodies to do their own online study of what it is and how powerfully useful it is to use it as a supplement. (Of course, you would be buying it as Calcium Hypochlorite and taking it as a pill with water to activate it in your stomach). You can also go to patents.google.com and look up something like “hypochlorous acid medical health” and browse several of the 60,000+ hits that you would find to understand how the medical industry uses this.

### **To Buy or to Make Calcium Hypochlorite Capsules?**



As mentioned earlier, you can buy Calcium Hypochlorite pill form online as shown in this bottle here. You will probably not find them on the major seller sites (amazon.com or ebay.com) but there are suppliers that run their own webpages that will sell you a bottle for about \$20. Similar to Chlorine Dioxide bottles, the Calcium Hypochlorite (MMS 2) labels on the bottles will probably describe them as water purifiers because they also can be used for that. It is the same situation with Chlorine Dioxide where the laws of several countries won’t allow for things to be labeled as “medicinal”. For me, it is kind of like how many view Epsom salt. There are about 50+ things that you can do with Epsom Salt for your health and around your house. However, the only legal medicinal wording on the package is for [“Laxative” purposes](#). Even the epsomsaltcouncil.org website cannot answer the question “Is Epsom salt safe to use?” Their official answer is “Please consult your doctor first, just to be safe.” (<https://www.epsomsaltcouncil.org/faq/>) It is not because this council has no clue if it is safe or not. It is because the Epsom council organization

**SIMPLE Molecular Medicines:** NOT CURES for a Disease, SOLUTIONS for all Disease

Brian Stone, MBA, Ph D.

has to play by the rules that the government and pharmaceutical industries have created for non-prescription medicines that can be sold inexpensively.

Anyway, back to **making your own Calcium Hypochlorous capsules.**

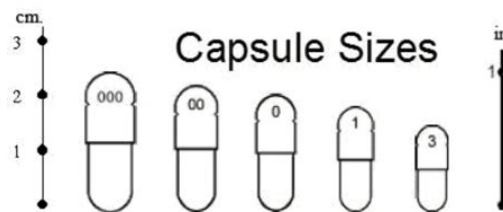
If you choose to make your own capsules, it will probably cost you between 1/6th and 1/10 of the amount compared to ordering a bottle of pills online. However, to make your own, you will need to buy several items listed below.

First of all, you'll need **gel-tab capsules** and **calcium hypochlorite powder.**

You can probably find this powder through some high-end pharmaceutical retail stores online. However, it is also commonly sold in hardware and swimming pool supply stores and labeled as basic "Pool Shock". Remember that **this chemical is also NOT Clorox Bleach Sodium Hypochlorite.** It is Calcium Hypochlorite, a very different chemical that can also be used in swimming pool disinfecting (aka **Pool Shock** at a level that is higher than 68% Calcium Hypochlorite). Both the capsules and Calcium Hypochlorite items can be ordered online or at various stores. Just be sure that it has at least a 68% or better amount of Calcium Hypochlorite in it and that it is the most basic mix without any extra fancy additives. If you read the label of the shock bag, you'll see that there are other salt-like chemicals in the mix but they are not harmful, as they are made to interact with the human body without harming it. You will also save a lot of time if you buy some tools called a "**micro spatula**" and a "**capsule holder**" to fill your empty capsules. (You can also use a popsicle stick as a spatula too.) These are easily found for sale online. Lastly, you will want a dry bottle or water tight Ziplock bags to keep the filled capsules dry and away from humidity. Overall, you will pay about \$25-30 in materials and tools to start making your own Calcium Hypochlorite capsules. With that, you should be able to make 5 or more bottles of capsules, which is the equivalent of \$100 or more of what you would pay online. Not bad, considering you paid about \$7 for the actual calcium hypochlorite materials.



**This is a Capsule Holder** that can hold 6 capsules to fill with the Calcium Hypochlorite powder. You take the empty capsules and pull them apart into the two sections. Place one half in the holes of the holder and the other half over the little stubs sticking up. The capsule holders are usually sized according to the capsules themselves. Below is a picture of the different sizes of capsules. I recommend using the zero "O" size capsules



because they are not too big but they can fit the recommended amount of Calcium Hypochlorite as recommended. When you fill the powder into the capsules, you will want to fill them into various amounts as listed here. 1/16th full, 1/8th full, 1/4th full and 1/2 full. The reason for

**SIMPLE Molecular Medicines:** *NOT CURES for a Disease, SOLUTIONS for all Disease*

Brian Stone, MBA, Ph D.

having the different amounts is because the **same “Golden Rules” that apply for taking Chlorine Dioxide function for Calcium Hypochlorite**. You start small with the 1/16th full pills and work your way up to the 1/2 pills as a maximum. Now, there is a chance that some dosages could go higher than the 1/2 filled level but I am still not familiar enough to recommend this. I am open to more information from others to help me give a safe recommendation for others to take while always following the Golden Rules of taking dosages. It is also a good idea to use the Startup Procedure for using Calcium Hypochlorite like with Chlorine Dioxide. In this case, though, you are regulating how much powder is in the capsule compared to liquid drops that you are mixing and drinking.

I also put together a [Video about what Calcium Hypochlorite \(MMS 2\)](#) is and I demonstrate how to make your own capsules with it in your home. Once you see how this is done and try it yourself, you'll see that it is really not that hard. Here it is:

<https://www.brighteon.com/of304c9f-bbee-4636-bb60-db3ead54efdf>

### **Other Miscellaneous Calcium Hypochlorite Information**

When taking higher doses of Calcium Hypochlorite, you may find that it gives you some **chlorine-smelling burps**. I personally don't think that these are very pleasant, but they are not dangerous. Also, they **can be minimized by eating a meal or snack right after taking the capsule**. Calcium Hypochlorite capsules can also be taken by themselves and many take one or two daily as a supplemental help to keep immunities up. It is not unheard of for people to take one pill in the morning and another one at night. People also like it because it is easy to carry around and store and there is no mixing on the spot before taking it. It is also fairly easy to find in almost any part of the world.

Calcium Hypochlorite capsule rules:

1. **Always take it in dry form in a capsule**. The capsules can be purchased online but they are also very inexpensive to make in your home. Again, here is my video on making your own capsule dosages to take. [Calcium Hypochlorite Capsules DIY:](#) <https://www.brighteon.com/of304c9f-bbee-4636-bb60-db3ead54efdf>
2. **Always drink 6-8 ounces (200-250 ml) of liquid with a Calcium Hypochlorite capsule**. This is very important so that the H<sub>2</sub>O will mix and activate the powder in your stomach and create the Hypochlorous Acid. Personally, I drink 6-8 oz of water with the pill and then drink another 3-4 oz about 4 minutes later just to make sure that I am getting enough water with the calcium hypochlorite. You never want to take one of these pills on too little water. It is very uncomfortable on the stomach and you will burp extra strong smelling gas that is unpleasant. Ideally, you might want to take a capsule with water just before a meal. Then, drink more water with the meal.
3. **You can eat food before and after taking Calcium Hypochlorite Capsules**. The rules of no milk or other drinks/foods with this do not apply. This is because the only activator for Calcium Hypochlorite is water. Food has no effect on the ph or electrical level of this chemical compound of it. It is suggested that you take a capsule before a meal to reduce or eliminate any chlorine smelling burps.



**SIMPLE Molecular Medicines:** *NOT CURES for a Disease, SOLUTIONS for all Disease*

Brian Stone, MBA, Ph D.

4. **Never take Calcium Hypochlorite capsules with DMSO at the same time.** This is just a safety precaution between the two chemicals. When DMSO mixes with Calcium Hypochlorite (DMSO + /Ca(ClO)<sub>2</sub>) you will get a chemical reaction that heats up and creates a lot of gas. If this were to happen in your stomach, it would NOT be comfortable and you would probably want to drink a lot of water to dilute the reaction (or just throw it up out of you). There are some times where you might take DMSO on the same day as Calcium Hypochlorite. Just be sure that there is an hour or more between any of these 2 dosages. If you store DMSO and Calcium Hypochlorite powder, you should also store them in different areas so they don't mix in storage. Also, keep the Calcium Hypochlorite bags in another bag to make sure that moisture doesn't seep in and start activating it while in storage.
5. Be careful **not to spill the powder** on your carpet, colored clothing or towels. It changes the color if it is mixed with water. It doesn't ruin the fabric, just changes the color. Don't fear this though. You are diluting it down to a safe level when you take it. It is just something I learned the hard way with my own rags and things.

Jim Humbles Book excerpt on Calcium Hypochlorite (MMS 2)

<https://drive.google.com/file/d/1Vjh2PaoTUsYxN23j8mheD5Bbn1M23IH0/view?usp=sharing>

**Calcium Hypochlorite or Chlorine Dioxide: Which do I prefer**

If I could only pack one of these two items for a trip, **I would probably still take the Chlorine Dioxide** because it has a few more uses than Calcium Hypochlorite. (Of course, I am new to both of them and don't have decades of experience.) Chlorine dioxide also has some residual effects on the body in that it gives the blood a boost of oxygen and the chlorine can be a building block for the body to make hypochlorous acid inside itself. However, if I ever run out of all other medical supplies and antibiotics, I now know that I can go to any hardware or swimming pool supply store to get the basic shock to make more capsules. I have not written about this as of yet, but Calcium Hypochlorite can also be used as a very good water purifier as well. I will post a few links at the back of the book under this chapter if you wish to learn more from the YouTube videos on it. You can also just look up "Calcium Hypochlorite Water Purification on YouTube.

A few Calcium Hypochlorite water purification YouTube videos

[https://www.youtube.com/watch?v=A4d7DZqW-Fg&ab\\_channel=courtneybrad](https://www.youtube.com/watch?v=A4d7DZqW-Fg&ab_channel=courtneybrad)

[https://www.youtube.com/watch?v=3kMimYOCQXI&ab\\_channel=Groovyman1968](https://www.youtube.com/watch?v=3kMimYOCQXI&ab_channel=Groovyman1968)

[https://www.youtube.com/watch?v=QMkU-LCH6hw&ab\\_channel=JeremyHopper](https://www.youtube.com/watch?v=QMkU-LCH6hw&ab_channel=JeremyHopper)



**SIMPLE Molecular Medicines:** *NOT CURES for a Disease, SOLUTIONS for all Disease*

Brian Stone, MBA, Ph D.

## Protocol 2000 and What it Can Treat

Now that you understand some of the basics about Calcium Hypochlorite, you are ready to learn how it is used in the protocol 2000. This protocol works on the areas deep in the body tissues that are greatly malfunctioning and out of homeostatic balance. The results of these kinds of diseases are various types of cancers, tumors, long-term arthritis buildup, malfunctioning organs (such as a pancreas) and even areas of the brain. In this protocol, the person takes alternating doses of Chlorine Dioxide and Calcium Hypochlorite separated by periods of an hour for a total of ten times each day. This process is typically done for 21 days or more depending on the severity of the disease and the body's recovery time. Considering what these two chemical compounds do, It is kind of like giving the pathogens and toxins in the body a punch and a kick over and over in succession throughout each day for several weeks. Although I am not an expert on treating these types of diseases, I have reviewed the many testimonials from people who have healed while taking Chlorine Dioxide and Calcium Hypochlorite. Many of these cases are found at the [mmstestimonials.co](http://mmstestimonials.co) web page where the individuals from all over the world share their own experiences. Below is a summary of the kinds of diseases that the Protocol 2000 has been used to treat

### What Can the Protocol 2000 Treat?

Alzheimer's Disease	Bone Cancer	<a href="#">General Cancer</a>	Fibroids	Juvenile Diabetes	<a href="#">Lyme Disease</a>	Parkinson's Disease
<a href="#">Arthritis</a>	Brain Cancer	<a href="#">Cervical Cancer</a>	<a href="#">HIV/AIDS</a>	Leukemia	Mesothelioma	Prostate Cancer
<a href="#">Autism</a>	<a href="#">Brain Tumors</a>	<a href="#">Colon Cancer</a>	Hyperglycemia	Liver Cancer	Multiple Sclerosis (MS)	<a href="#">Skin Cancer</a>
<a href="#">Bladder Cancer</a>	<a href="#">Breast Cancer</a>	<a href="#">Diabetes</a>	Insulin Dependent Diabetes Mellitus	Lung Cancer	Ovarian Cancer	<a href="#">Stomach Cancer</a>
		<a href="#">Ebola*</a>				Testicular Cancer

\*The Ebola virus has a slightly higher level of doses with the Protocol 2000 process. This amount is discussed in the following [video link on the "Next Possible Pandemic"](#)

### Did you just say "Cancer"?

You will notice from this list that there are a lot of cancers and some tumors listed here. You may also think that this is a bit crazy to think that three atoms in a molecule would actually work against cancer. It has taken me months of study and testing (without actually having cancer myself) for me to be able to explain how it does eliminate both cancers and tumors. Although there is no way for me to give a suitable explanation in this short book, here is my attempt to

**SIMPLE Molecular Medicines:** *NOT CURES for a Disease, SOLUTIONS for all Disease*

Brian Stone, MBA, Ph D.

give some science bullet points on what this molecule does to tumors and cancers. I encourage you to verify these types of things on your own.

- First, it kills off viruses that contribute to the causes of several cancers. If you just google “cancers and viruses” [you will find](#) that **there are many viruses that actually cause cancer**. In fact, viruses are linked to about [20% of all cancers](#). I never knew this before learning about Chlorine Dioxide. I figured that cancer came from bad genes, bad luck or just eating paint chips and cigarette smoking. As we learn more about causes of cancer, we find that luck has less and less to do with getting it. It is more about toxins that enter the body and wreak havoc on our healthy balance of Homeostasis. With Chlorine Dioxide, **you can kill off the viruses that are harming you and remove these causes of cancer**.
- **Oxygen and cancer do not coexist**. The two do not exist in the same space for long. When you enrich your body system with oxygen for a continued period of time (like in the Protocol 1000, 1000+, 2000 or 3000) you flood your system with higher levels of something that kills cancer cells. These types of [treatments](#) have shown [success for years now](#).
- **Chlorine Dioxide molecules attack acidic organisms** in the body. One of these common organisms are **tumor tissue cells**. Tumors are known to have an [acidic surface as well as pockets of acidic material](#) inside of them. As ClO<sub>2</sub> comes across tumor tissue, it begins to break it down and the parts are washed out through the body's system. (Remember the “5.4 septillion grenades” I gave earlier?) There are also cases where people have had cancer tumors in their lungs or esophagus that were literally coughed up in small bits at a time while taking it. It is not like surgery where you get cut open and the cancer is cut out and everybody hopes that it doesn't grow back and spread. It is also not like chemotherapy where you put literal poison into your body and hope that it kills the cancer while it slowly kills you. Chlorine Dioxide finds cancer and tumors at the molecular level and tears it out molecule by molecule. Then your body works to flush out all of the damaging material that was growing inside of you. It is slower than surgery but much more thorough. It doesn't poison the body like Chemotherapy either. Healthy tissues are untouched by ClO<sub>2</sub> molecules. It also costs less than 1/1000th of the cost of either of those two options.
- ClO<sub>2</sub> also **breaks down various non-virus materials in the body that are also known to cause cancer**. Some of these materials are [Glyphosate](#), Mercury and other metals that we collect from the air, water and foods that we consume. As I write later editions of this book, I will elaborate more scientific studies on how this happens.

Overall, the science behind why Chlorine Dioxide helps to cause “Spontaneous Remission” of cancers, is still coming out through improved information. However, I do think that the many testimonials are helpful to show that it does work, even when we don't fully understand all of the details. Here are about 100 testimonials from people all over the world [who have recovered from cancer through using Chlorine Dioxide](#). <https://mmstestimonials.co/cancer>

**SIMPLE Molecular Medicines:** *NOT CURES for a Disease, SOLUTIONS for all Disease*

Brian Stone, MBA, Ph D.

The medical and scientific community may look at the hundreds of recovery stories and brush them off as “anecdotal” or “empirical evidence” in an effort to diminish their validity. However, if hundreds of anecdotal experiences point in the same direction of improved health or “spontaneous remission” as the medical field calls it, then I propose that this data of healing deserves looking into more and further testing. The real judge of whether or not Chlorine Dioxide helps with these diseases is not the medical professional or the scientific data point in an accredited journal paper. It is the person that was sick that is now healthy and recovered from the illness who writes their testimonial.

**Sample Protocol 2000 Schedule**

Below is a sample schedule of how the Protocol 2000 could be taken. The schedule is very intensive in that you need to try to be on-time with each dose and take them correctly. Always remember that as you start taking Chlorine Dioxide (ClO<sub>2</sub>) or Calcium Hypochlorite (Ca(ClO)<sub>2</sub>), you should **use the principles of the Startup Procedure for both compounds so that you don't overwhelm your body** with a die-off of toxins. This would lead to excessive nausea, throwing up, diarrhea and overall not feeling well. Take it slow and constant to get your body ramped up to the dosages. It will make the experience much less traumatic on the body. Another thing that should be followed is that you want to **take ClO<sub>2</sub> in sequence for about 3 days before starting Calcium Hypochlorite in this schedule.** For a detailed explanation of this, see the link to the [Spreadsheet Reference for ClO<sub>2</sub> Information](#) link at the bottom of each page in this book. If you look at the tab titled Protocol Summary, you can read through the row that explains the Protocol 2000. (I believe it is row 11)

**Protocol 2000 Sample Schedule**

**ClO<sub>2</sub> “MMS 1” in Blue, Ca(ClO)<sub>2</sub> “MMS 2” in Red and Meals in Purple**

<b>8:00 AM Breakfast</b>	<b>1:00 PM ClO<sub>2</sub> + DMSO</b>
<b>9:00 AM ClO<sub>2</sub> + DMSO</b>	<b>1:30 PM Ca(ClO)<sub>2</sub> Capsule</b>
<b>9:30 AM Ca(ClO)<sub>2</sub> Capsule</b>	<b>2:00 PM ClO<sub>2</sub> + DMSO</b>
<b>10:00 AM ClO<sub>2</sub> + DMSO</b>	<b>3:00 PM ClO<sub>2</sub> + DMSO</b>
<b>11:00 AM ClO<sub>2</sub> + DMSO</b>	<b>3:30 PM Ca(ClO)<sub>2</sub> Capsule</b>
<b>11:30 AM Ca(ClO)<sub>2</sub> Capsule</b>	<b>4:00 PM ClO<sub>2</sub> + DMSO</b>
<b>12:00 AM ClO<sub>2</sub> + DMSO</b>	<b>5:00 PM ClO<sub>2</sub> + DMSO</b>
<b>12:30 PM Lunch</b>	<b>5:30 PM Ca(ClO)<sub>2</sub> Capsule</b>
	<b>6:30 PM Or later, Dinner</b>

**SIMPLE Molecular Medicines:** *NOT CURES for a Disease, SOLUTIONS for all Disease*

Brian Stone, MBA, Ph D.

The actual times that are listed are only a suggested schedule. You could start later in the morning and end later so long as you have the proper amount of time between the dosages. This sequence and timing between the dosages is critical because it is several low-dosage waves to the toxins that are consistent and steady. If you happen to get behind or delayed on a dosage, don't try cramming more dosages in the same amount of time. Just continue with your dosages and finish them on a revised schedule after the delay. **Also, remember that the Calcium Hypochlorite  $\text{Ca}(\text{ClO})_2$  capsule and the DMSO liquid should never be mixed nor be taken at the same time** (See the section on DMSO earlier in the book). Always keep at least a half hour between the Calcium Hypochlorite and "ClO<sub>2</sub> + DMSO" doses so that your body can process each one separately.

### **How Much Calcium Hypochlorite $\text{Ca}(\text{ClO})_2$ Should be in each Protocol 2000 dose?**

There is no set dosage amount for each  $\text{Ca}(\text{ClO})_2$  dose other than a **maximum of a 1/2 filled capsule size "O"**. This means that you can take lower-filled capsules to start off with until your body is ok with taking a higher level. Remember that  $\text{Ca}(\text{ClO})_2$  is a powder made up of Calcium Hypochlorite that is packed in a capsule. If you filled these capsules yourself (as demonstrated earlier in this book or in my video), you **should have made several capsules filled at the 1/16th-level, 1/8th-level, 1/4th-level and the 1/2-level**. Start with the smaller level capsules and work your way up to the 1/2-level ones.

### **How Many DMSO drops should I take with Chlorine Dioxide in a Protocol 2000 dose?**

Remember that you can add DMSO drops to your ClO<sub>2</sub> mix just before drinking it down. This means that you would need to first activate the ClO<sub>2</sub> Drops for the dose, then add water or juice to dilute it and then add drops of DMSO. Well, there is actually no set amount of DMSO drops to take with ClO<sub>2</sub> as long as you only put a maximum of 3-drops of DMSO for every 1-Drop of Chlorine Dioxide mix. This means that **you could potentially put up to Nine drops of DMSO for each 3-drop of Activated MMS protocol dose**. However, and this is a big "however", **DMSO is powerful stuff!** Be very careful with how much you are adding. This is not a time to be tough and blast through the dosage levels. If you do, you may pay a heavy Herxheimers-Reaction price with trips to the bathroom...if you make it to the bathroom. Always start low with it and work your way up. Also, don't feel bad if you only get a single drop of DMSO into each Chlorine Dioxide dose. That may be plenty enough for your body to work with. When I take MMS 2, here is a longer demonstration of how I make the tablets, take the pills and drink liquids and eat food to make the experience easier:

<https://www.brighteon.com/ad96f4b8-b49c-4d69-b0b3-a8d13a3d736a>

Additionally, here is a [video explanation of how the Protocol 2000 works](https://www.brighteon.com/ba491d92-639b-433e-83cf-aedcaa6f2d74).

<https://www.brighteon.com/ba491d92-639b-433e-83cf-aedcaa6f2d74>

**SIMPLE Molecular Medicines:** *NOT CURES for a Disease, SOLUTIONS for all Disease*

Brian Stone, MBA, Ph D.

## Protocol 3000 and What it Can Treat

This protocol is very **similar to the Protocol 1000** in that you take 3-drop doses of Chlorine Dioxide every hour 8 times a day. The difference is that it **also includes the applications of Chlorine Dioxide to the skin** (in a higher concentration of drops) along with DMSO to push the ClO<sub>2</sub> into the body in specific areas. These areas are the ones where growths like tumors, cysts, rashes, boils, arthritis or other body dysfunctions are occurring. It is quick and attacks toxins from both sides of the skin layer; outside and inside. This is used when a person has one or more life-threatening illnesses and their time is running out to live. Oftentimes this protocol is started after the protocol 1000 or 2000 have not quite been able to get a handle on things. It is also used when a person has been through other medical treatments (i.e.: 1 or more rounds of chemotherapy or radiation for cancers or tumors) and their immune system is very low. It is one of the most intensive protocols because it requires a lot of help from another person to do the skin applications and oftentimes, the sick person is too weak to move around and help to do it themselves.

### Protocol 3000 Diseases

Acne	Bone Cancer	<a href="#">Breast Cancer</a>	<a href="#">General Cancer</a>	<a href="#">Colon Cancer</a>
<a href="#">Arthritis</a>	Brain Cancer	Bronchitis	Carpal Tunnel Syndrome	<a href="#">Fibromyalgia</a>
Back Pain	Brain Tumors	Bursitis	<a href="#">Cervical Cancer</a>	Gout
Bladder Cancer				<a href="#">HIV/Aids</a>

You will notice that some of these conditions are simpler or concentrated in a specific area (such as arthritis or gout) whereas others might be spread around several parts or the whole body (as in the case of fibromyalgia or HIV/Aids). This is a good time to restate again that Chlorine Dioxide does not cure the body of disease. It simply clears out most of the pathogens and toxins that are stopping the body from healing on its own. This is done through the process of oxidation, which reaches every part of the body through the bloodstream. When these toxins are removed, the body can then start winning the battle towards homeostasis (aka good and balanced healthy function). In the cases of the several of the above conditions, it is worth mentioning that in some cases, a protocol 2000 or 1000 will work and the body heals on its own. However, the protocol 3000 is often used as a last and final resort to try to slow down and hopefully reverse the worsening condition.

### Applying Chlorine Dioxide + DMSO to the skin.

Protocol 3000 uses ClO<sub>2</sub> and DMSO in a sequence that helps to push them both into the skin. As you recall from earlier in this book, DMSO acts as a natural penetrating solvent into tissues *as well as* an anti-inflammatory agent. It does other good things too but these two things are important for this protocol. The ClO<sub>2</sub> is mixed at a much higher drops/dose of 20-drops into 1 ounce of water. The DMSO is suggested to be a 70% concentration (30% distilled water) unless

**SIMPLE Molecular Medicines:** *NOT CURES for a Disease, SOLUTIONS for all Disease*

Brian Stone, MBA, Ph D.

you have used it before and know that you can go higher up to 99%. Now, if you mix the DMSO with the liquid Chlorine Dioxide, they tend to start cancelling out each other's effects. This is because [Chlorine Dioxide is an oxidizer](#) and the [DMSO is an antioxidant](#). So, don't mix the two in the same cup before applying it to the skin. However, if you spread the 1-ounce on your skin and let it sit for a minute or so, then put several drops of DMSO on top of the Chlorine Dioxide area, you can get them into your skin and tissues beneath that area with less of that oxidizing/antioxidizing reaction. This gets the two of these substances directly around the tissue that is suffering and malfunctioning. This also gets the ClO<sub>2</sub> and DMSO into your bloodstream as well over time. By doing this on a regular basis, as well as taking Chlorine Dioxide drops by mouth, you are attacking the diseased areas from both inside and outside of the skin layer.

### **DMSO and Skin wear**

One of the downsides of putting DMSO on your skin is that it tends to wear out the skin a bit. **If you were to put a 99.9% DMSO liquid on the same skin area every day, the skin would weaken and become either brittle or leathery.** It is not permanent damage because the skin will regenerate itself over time. If you are just trying to get it into your bloodstream, then put it on your ankle or heel area where the skin is thicker (Be sure that the skin and your hands are clean before you put it on because of its solvent characteristics). In the case of the Protocol 3000, you are putting this on your skin several times. In order to not wear out the same skin areas with DMSO, it is suggested that you put this ClO<sub>2</sub>-DMSO layered mix on different parts of the body each time. In my video about this and my spreadsheet explanation, it gives the sequence of Inner Left Arm, Inner Right Arm, Left Chest, Right Chest, Left Abdomen, Right Abdomen, Left Inner Thigh, Right, Inner Thigh. It doesn't matter what order of body part you do as long as you understand that you are trying to not wear out the skin on that area. Additionally, if you have something like tumors or gout, you'll want to use the ClO<sub>2</sub>-DMSO on or around the area that is swollen or inflamed. You can decide how and where as long as you understand what it is that you are trying to do.

### **Skin Treatment Schedule**

There is a suggested sequence of days to do the skin treatments. This is outlined in my [spreadsheet link](#) (Protocol Summary tab line 12). Additionally, my video on the [Protocol 3000 is found here:](#) <https://www.brighteon.com/911a26a7-42be-42f6-ad08-f444e260df11>

Even though Calcium Hypochlorite is powerful and helpful, it is not used in the protocol 3000. This is because it reacts with DMSO in a negative way that can cause problems when you are trying to recover from a disease. If you did happen to take the two at the same moment, you would probably want to drink a good amount of water to dilute it because the chemical reaction will cause discomfort in your stomach and a lot more burping than with normal MMS 2. My guess is that you might get nauseous and throw up both of them because your body doesn't want to deal with that kind of party in your tummy.



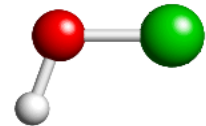
**SIMPLE Molecular Medicines:** *NOT CURES for a Disease, SOLUTIONS for all Disease*

Brian Stone, MBA, Ph D.

There are, however, situations where someone has become so sick with a disease that their immune system is too far gone to be recovered. Sometimes it is because they waited too long to get help or other times it is because of multiple treatments of things like chemotherapy or radiation that weaken several other systems or organs. I also understand and believe that here are instances where it is simply a person's time to leave this world and nothing that we do will change that. I bring this up because taking Chlorine Dioxide is no guarantee that a weakened person will recover or survive. It definitely does its work effectively but there is a bigger picture of things that is happening with each of our lives. I also want to share Jim Humble's thoughts on using ClO<sub>2</sub> with the extremely sick. In his first book, he wrote something to the effect of, "even if a person has only 2 hours left to live, try it out to see if it will help". I was touched by his willingness to do all that he could to help regardless of all other indicators in a person's physical health. In his opinion, there is no Hospice care to help someone die over the next weeks in their home. There was no "putting them on morphine" because there was nothing left that the medical professionals could do. **With Chlorine Dioxide, there is always something to try until the end of one's life.**

## Protocol 4000: Hypochlorous Acid as a "Stand-Alone" Medicine

Although protocol 4000 has the highest number-level, it is actually **one of the simplest and easiest protocols that exist**. It should also be noted that there is **absolutely no Chlorine Dioxide in this protocol**. It is all **Ca(ClO)<sub>2</sub> (Calcium Hypochlorite) capsules** taken in a simple sequence throughout the day. This also means that there are no bottles of liquid to carry around when you are taking it. Just capsules to be taken with water. The Protocol 4000 is also considered a "stand alone" protocol that could be used for a variety of diseases.



It was discovered by Jim Humble and used in a testing phase when he was doing work in Africa with Chlorine Dioxide. He actually ran out of Chlorine Dioxide on one of his trips and only had the Calcium Hypochlorite tablets to share with those that were sick. He knew that it would help but wasn't sure to what extent it would work. In the end, he learned that this tablet-form of medicine could be used to treat most of the same kinds of diseases that ClO<sub>2</sub> could. It was especially effective with prostate issues for men. However, one key difference with Calcium Hypochlorite is that I don't believe that it has the same blood oxygenation effect you find with ClO<sub>2</sub>. It is now widely used because it is easier to find and transport the raw materials for it and it is easier to store. Just keep the powder and capsules dry and away from moisture.

Although there are different variations to doing the Protocol 4000, one schedule for this is to take a single capsule every two hours over a 12-hour period. That is a total of up to 6 doses in a day over a period of 21 or more days. The amount in the capsules will vary depending on how

**SIMPLE Molecular Medicines:** *NOT CURES for a Disease, SOLUTIONS for all Disease*

Brian Stone, MBA, Ph D.

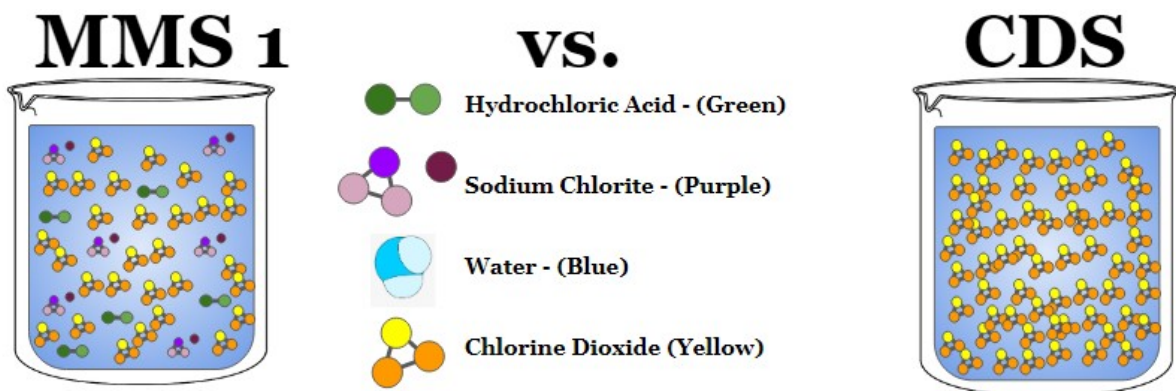
your body is doing with the calcium hypochlorite. It is recommended that you start with the smaller levels (1/16th or 1/8th full in a size O capsule) and work your way up until you acclimate to the highest 1/2 full capsules. I have not made a video for this protocol as of the writing of this section of the book but I do have a video on how to prepare the capsules for Calcium Hypochlorite here: <https://www.brighteon.com/of304c9f-bbee-4636-bb60-db3ead54efdf> If you start from about the 11:00 minute mark, you can see how to fill the capsules at the varying levels. For more information about this, you can download and listen to this podcast that outlines what Calcium Hypochlorite is by Mark Grenon, from the G2 Church. This link is shown here: <https://drive.google.com/file/d/17Pg2PvFoVFhPO6ABYBP5zuIPomV8QstL/view?usp=sharing> You'll probably want to start at about the middle of the podcast where he starts to teach and share about how it works.

**SIMPLE Molecular Medicines:** *NOT CURES for a Disease, SOLUTIONS for all Disease*

Brian Stone, MBA, Ph D.

## Chapter 8: CHLORINE DIOXIDE SOLUTION (CDS) “Hospital Grade Clo<sub>2</sub>”

CDS is the simple mix of Chlorine Dioxide gas that is absorbed (but not chemically bonded) into water. I call it the “Hospital-Grade” version of Chlorine Dioxide because it is the **most pure level of Clo<sub>2</sub>** that can be made. Although it is made from Sodium Chlorite and an activator acid, it does not have any traces of the initial raw ingredients in its composition. This is made possible by extracting the individual Clo<sub>2</sub> molecules into the air from its source liquid and having them become absorbed into another measure of water. I will demonstrate how this is done later in this chapter. For now, I have made a diagram below that hopefully demonstrates the slight difference between the two.



### Miracle Mineral Solution comparison to Chlorine Dioxide Solution

The main purpose of this diagram is to show that first, both solutions have the Clo<sub>2</sub> gas absorbed in them and second, there are trace amounts of NaClO<sub>2</sub> and HCL in the MMS. For the most part, the two liquids do similar good things in the body when correctly prescribed. However, there are some slight differences in what they do. My intent in this chapter is to clarify the chemical difference between these two and not focus much on the slight differences (or debate) on which one is more effective for what situation.

I call CDS the “Hospital-Grade” chlorine dioxide because it is the only version of it that has actually been approved to be used in some hospitals throughout the world. In the countries of Bolivia, Mexico, and Ecuador, there are documented usages of it to treat Covid-19 which have given results between 99.6-100% success among gravely infected patients. The few that actually died of Covid-19 while using Clo<sub>2</sub> were actually so far deteriorated before starting that they were not able to recover from the effects of the infection. We can probably thank some of the scientists and the thousands of doctors who pushed for allowing CDS to be used as an experimental medicine during the height of the Covid-19 deaths that occurred in the summer of 2020. If it wasn't for the pandemic crisis, we would probably never have had a chance to see how well it works against diseases in a hospital setting.

**SIMPLE Molecular Medicines:** *NOT CURES for a Disease, SOLUTIONS for all Disease*

Brian Stone, MBA, Ph D.

Why is MMS not approved for hospital use? The answer seems to have nothing to do with scientific evidence or testimonials that show that it helps against disease. It has more to do with hospital administration rules, overall politics and how the “business of medicine” is conducted. I guess I could sum it up by doing some math on how much a hospital charges for its most basic medicine. In a typical U.S. hospital you would [pay at least \\$15 for a single Tylenol pill](#) which may add up to about \$90 a day for normal 2-pill doses. That same \$90 could also be used to buy the [ingredients to make your own Clo2 to last over 25 years](#). So, in the end, the cost of a single day's amount of an over-the-counter drug is the same as a quarter of a century of medical treatment for headaches, something that Clo2 can do. If you look at the math on the cost of Clo2, it is a “Business-Model Killer” of many of Western Medicine’s drugs and hospitals. [Ok, I am ranting again with dollars and sense.]

## CDS vs. MMS: What is the Difference?

There is actually a fair amount of debate on how much MMS will equal the dosages of CDS. Where MMS is measured in single drops of Sodium Chlorite, CDS is already mixed and is taken in levels of milliliters. It is possible to find some kind of standard by measuring the parts per million in each of these mixes. Another item that is theorized is that MMS is actually time-releasing more Clo2 as the minutes pass after mixing it in a cup. If you were to measure these amounts, it could be charted on a graph where the Clo2 is increasing as the minutes pass while it sits in a cup with 4 ounces of water. Compare this to the accepted view that CDS is a more stable and non-changing amount of Clo2 molecules in water.

Either way, I have come up with an amount that I feel is close enough for the average person to understand. It is shown in the formula below:

**1-drop MMS = 1-2 mls of CDS**

*(Always drink with at least 4 oz of water)*

This video helps to explain this comparison:

<https://www.brighteon.com/71cedc6f-83fc-446f-be2b-e9cad4a14c36>

This basic translation formula means that if you need to take a 3-drop mix of MMS, which is the most common dosage for any of the protocols, then you would be taking 3-6 mls of CDS with water as an equivalent. If you are taking a 15-drop mix for malaria, you would be taking 15-30 ml of CDS. Now, why don't I just say 1 ml or 2 mls instead of 1-2 mls? Because there is a fair amount of variance between peoples experience with taking CDS that I just want to give an idea of what people are describing in their testimonials. In my case, I figure that I need to take my weight into account, which would make me want to take closer to 2 mls for each 1-drop mix.

**SIMPLE Molecular Medicines:** *NOT CURES for a Disease, SOLUTIONS for all Disease*

Brian Stone, MBA, Ph D.

## Comparing MMS with CDS

<b>MMS</b> (master mineral solution)	<b>Vs.</b> <b>Comparison</b>	<b>CDS</b> (Chlorine Dioxide Solution)
<p>CD, MMS 1, NaClO<sub>2</sub> or "Activated" NaClO<sub>2</sub></p> <p style="text-align: center;">Y</p> <p style="text-align: center;">Y</p> <p style="text-align: center;"><a href="#">Most any Diseases</a></p> <p style="text-align: center;">No. It Burns :)</p> <p style="text-align: center;"><a href="#">Drop-Mixes (A and B)</a></p> <p style="text-align: center;">A little stronger at times</p> <p style="text-align: center;"><a href="#">Yes</a></p> <p style="text-align: center;"><a href="#">A and B bottles, out of sunlight</a></p> <p style="text-align: center;">A 22-29% B 4-5%</p> <p style="text-align: center;">At least 2-4 years in liquid form</p> <p style="text-align: center;">Sour &amp; Bitter</p> <p style="text-align: center;"><a href="#">Protocols 1000, 2000, 3000</a></p> <p style="text-align: center;">1990's</p> <p style="text-align: center;">Jim Humble &amp; Mark Grenon</p>	<p style="text-align: center;">Nicknames</p> <p style="text-align: center;">Has Clo<sub>2</sub> in it?</p> <p style="text-align: center;">Has HCL and NaClO<sub>2</sub>?</p> <p style="text-align: center;">Treats What?</p> <p style="text-align: center;">Used with IV?</p> <p style="text-align: center;">Way to measure dosages</p> <p style="text-align: center;">Effects on Stomach?</p> <p style="text-align: center;">Causes Herxheimer Reaction?</p> <p style="text-align: center;">Storing</p> <p style="text-align: center;">Typical potency (When Stored)</p> <p style="text-align: center;">Storage Life?</p> <p style="text-align: center;">Flavor/Taste?</p> <p style="text-align: center;">regimens for taking?</p> <p style="text-align: center;">Discovered When?</p> <p style="text-align: center;">Developer?</p>	<p>CDS, CDI (when diluted w/ saline for IV)</p> <p style="text-align: center;">Y</p> <p style="text-align: center;">N</p> <p style="text-align: center;"><a href="#">Most any (Autism more w/ MMS)</a></p> <p style="text-align: center;">Yes, with Saline</p> <p style="text-align: center;"><a href="#">Milliliters (mls)</a></p> <p style="text-align: center;">Milder on the stomach</p> <p style="text-align: center;"><a href="#">Yes, but less effect</a></p> <p style="text-align: center;"><a href="#">Air tight bottles, cold, out of sunlight</a></p> <p style="text-align: center;">3000+ parts per million (ppm)</p> <p style="text-align: center;">5-7 months if sealed, cold and dark</p> <p style="text-align: center;">Bitter</p> <p style="text-align: center;"><a href="#">Protocols A, B, C...Z</a></p> <p style="text-align: center;">2000's</p> <p style="text-align: center;">Andreas Kalcker</p>

### How CDS Was Derived?



CDS was developed by a German biophysicist named Andreas Kalcker, who came across chlorine dioxide some time in the early 2000's. He had learned about the many claims of what it had done for others and he wanted to see if it would help with his arthritis. He tells his story in [this video](https://www.bitchute.com/video/3uRfiw8Jr8Ta/): <https://www.bitchute.com/video/3uRfiw8Jr8Ta/> I find it entertaining that even Kalcker was reluctant to try this new "bleach" medicine at first. Yet, he gave it to his old and sick dog to see what it could do before trying it out. If a few drops of this stuff could get his old dog to go running around in the garden in one day, it was worth testing it out on himself.

**SIMPLE Molecular Medicines:** *NOT CURES for a Disease, SOLUTIONS for all Disease*

Brian Stone, MBA, Ph D.

Kalcker was so impressed with the results that he began a lifelong mission to learn about, test and teach others about what Chlorine dioxide could do. As a part of his research and study, he filed for patents on the making and using of Clo<sub>2</sub> for medicinal purposes. His primary patent ([Shown here](#)) demonstrates how he used his newly developed Clo<sub>2</sub> liquid, called CDS, for the treatment of cattle and infections. He also filed for a couple of other patents ([here](#) and [here](#)) that demonstrate how to use CDS for infections and intoxication. Probably the most benevolent thing that Kalcker did with these patents was to make them free to the public for use without his permission or profit. In other words, he did not guard his trade secret of Clo<sub>2</sub>'s benefits for himself. He shared it with the world for free.

### **Making, Storing, and Using CDS**

There are a few different ways to produce CDS that I am aware of. However, the basic idea is that you want to take the raw molecules of Clo<sub>2</sub> from one liquid solution (Activated Sodium Chlorite) and insert them into some clean water. The final product from this process is that you have a pure version of just water blended with Clo<sub>2</sub> without any of the raw ingredients like Sodium Chlorite or Hydrochloric Acid.

In order to do this, you will need an airtight container that can hold water in the bottom and a smaller open container that can hold the Activated Sodium Chlorite. The airtight container needs to be small but big enough to hold the water as well as the smaller container at the same time while being sealed. You can use plastic, glass or pottery containers as long as you can get a tight seal on it. Do not use metal because the Clo<sub>2</sub> would react with the metal and start to

oxidize it while you make CDS. Below is a sample picture of a "canning jar" that can be used. Note that amount of "surface area" that is suggested for both containers. The more surface area for each liquid, the more effective and faster the transfer of Clo<sub>2</sub> molecules takes place.



**Open Container**  
**Glass/Plastic/Ceramic**  
At least 32 sq cm (5 sq in) flat surface area

**Airtight Container**  
**Glass/Plastic/Ceramic**  
At least 110 sq cm (17 sq inches) flat surface area

### **Items needed**

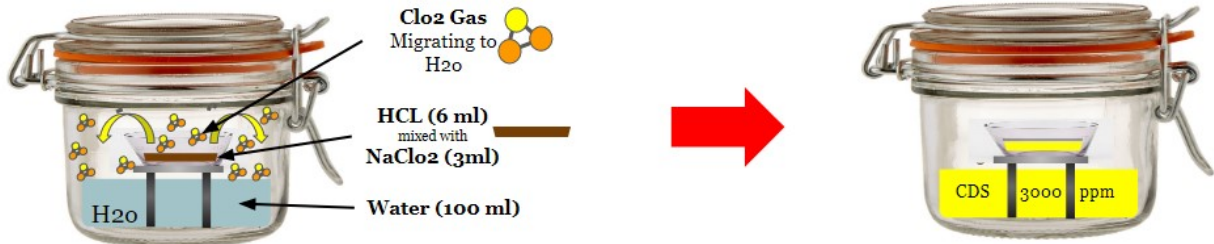
Once you have found a container that would work for this, the next step is to put the clean water (preferably distilled water) into the base of it. Then, place the smaller container inside the bigger one. I drew a little grey table under my container to show that I suggested having the smaller container in the air so that a maximum of water surface area was exposed to the air. Next, (as the below left side picture shows), put the 6 mls of Hydrochloric Acid (4-5%) and the 3 ml of Sodium Chlorite (22.4 - 29%) into the smaller container. Yes, this mix is different from



**SIMPLE Molecular Medicines:** *NOT CURES for a Disease, SOLUTIONS for all Disease*

Brian Stone, MBA, Ph D.

the normal 1:1 ratio of the A and B bottle. It is double the acid to more quickly activate the Sodium Chlorite in a short period of time. As soon as you add the A and B mix into the smaller container, quickly and carefully close the larger container so that it is completely sealed. Keep it that way for 3 hours.



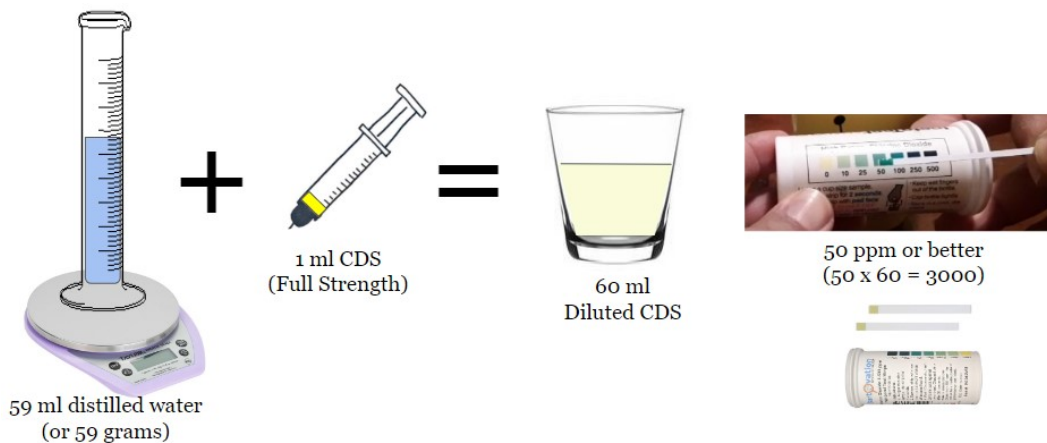
**Add A & B mix and H<sub>2</sub>O**  
(Clo<sub>2</sub> Gas Going into H<sub>2</sub>O)

**After 3 Hours**  
(Water Saturated with Clo<sub>2</sub>)

Following the 3 hour period, you are ready to open the larger jar. However, be sure that you are in an open area with good ventilation. The odor that comes out of the jar will be very strong. When you open the jar, you can remove the smaller container and place it somewhere enclosed (because of the odor). The CDS is what remains in the larger container. It started out as water and it is now CDS at a ppm of 3000 or more.

**Testing your CDS Batch**

Once you have mixed and completed a “batch” of CDS, it is helpful to test the potency of the molecules in the measurement of “parts per million” or ppm. This is done by purchasing specific test strips that can be dipped into the CDS mixture and taking a reading of the amount of Chlorine Dioxide in it. Because most test strips don’t measure as high as 3000 ppm, it is necessary to dilute the CDS down by a 59:1 ratio of H<sub>2</sub>O:CDS. The diagram below helps to demonstrate how much of each that you mix into a separate cup (shown as the shot glass) to test with the strip. The [end of the above video](#) shows how this is done as well after I made the batch of CDS. If you use this 59:1 ratio, you can get a reading and multiply it by 60 to get your actual CDS ppm.



**SIMPLE Molecular Medicines:** *NOT CURES for a Disease, SOLUTIONS for all Disease*

Brian Stone, MBA, Ph D.

Although the above description shows a traditional way for making CDS, there are some newer methods that have proven to be just as effective (yet simpler and quicker) for making your own CDS. So, below, I put the link to a couple of videos that show these methods. I personally learn faster from the videos and if you watch it first, the below steps will make more sense.

**[Making CDS in 3 hours Video with Tupperware \(English and Spanish Subtitles\):](https://www.brighteon.com/1dac22c7-3ca8-48a1-be36-c6a42bd035ed)**

<https://www.brighteon.com/1dac22c7-3ca8-48a1-be36-c6a42bd035ed>

**[Making CDS in 14 hours with Water Bottles Video: Lackney & McRay Method](https://www.brighteon.com/20b5ab70-043b-423f-a297-c4e3434e70e1)**

**(My Favorite method that I currently use)**

<https://www.brighteon.com/20b5ab70-043b-423f-a297-c4e3434e70e1>

**Storing CDS**

If you are going to store the full potency CDS for an extended period of time, you will want to make sure that the liquid is stored in a **glass container** that is **airtight, cold** (below 11 celsius or 51 fahrenheit) and **out of direct sunlight**. If you happen to freeze CDS, you can still use it by thawing it out. If kept this way, it should last up to 6-7 months. I have learned by personal experience while traveling that 1 day in the sun will almost completely neutralize its ppm level. However, if you keep it in an airtight container at room temperature (out of sunlight), it still holds its potency pretty well.

**MMS or CDS? Which do I Prefer?**

There is some debate on social media platforms about which form of Clo<sub>2</sub> is best. MMS is the traditional pioneer version which has stood the test of time for decades now. However, CDS has some benefits and is being allowed in some hospitals to treat patients. There are even other versions of Clo<sub>2</sub>-liquid such as [CDH](#) or CDI which are also useful to learn about. Because of CDS's proximity to hospitals, it may be easier to conduct more formal research on its benefits. However, the research would mostly be confirming what has been tested with live patients for decades. Clo<sub>2</sub>, in the form of MMS or CDS works excellently against disease and toxins in the body without hurting it.

My personal preference depends on my situation. If I am in my comfortable home and all the power and water is working with no signs of disruption to my life, then I prefer CDS. I can keep it in the fridge all set to take as I need it with less of a smell and a little better taste. However, if I am out camping or traveling or if there is any chance of a catastrophe or emergency or I need to transport clo<sub>2</sub> to someone that is in a secluded area, I prefer MMS. It is self-contained, can be held in plastic bottles for long periods of time and can be kept in warm areas without losing its potency. In the end though, I always have both around in case I need it. I recommend to anyone that they learn how to measure and use both of these just in case. Once you have used both of them for a while, it is not hard to remember the basics.

**SIMPLE Molecular Medicines:** *NOT CURES for a Disease, SOLUTIONS for all Disease*

Brian Stone, MBA, Ph D.

## CDS PROTOCOLS: 1-Page Reference (Some of these are MMS Protocols)

PROTOCOLS	mms-drops or ml-CDS	Frequency	Other Notes
<b>A: Amateur</b>	3-d mms	1-3 times a day (M/E)	Maintenance Dose: 3-drop in 200 ml water (8oz)
<b>B: Basic</b>	3-drop mms	8 times a day (3 weeks)	Just like Protocol 1000
<b>C: CDS 10/1000</b>	10 ml in 1L h2o	1 ml each hour for 10 hrs	1 ml CDS for each 100 ml of water
<b>D: Dermatological</b>	Spray or rub on	Up to 1 time per hour	Topical: Full CDS or diluted as far down to 10% CDS
<b>E: Enemas</b>	Enema	1 a day (see book link)	Mix 10 ml CDS with 1 L of warm water for injector fluid
<b>F: Frequent</b>	1 ml w/ 10ml h2o	1ml CDS each 15 min	Drink each 15 min for 8 doses (for Viruses)
<b>G: Gas (Cup)</b>	W/ cup cover area	1x each hour max	6-8 drop mms in cup, cover area with cup (+/- 3 min)
<b>G: Gas (Bag)</b>	30-drops act. mms	1-3 times a day	2 bag liners taped (mms in cup in bags with person)
<b>H: House</b>	6-12 drops act. mms	1 / day (?)	For room (6 per 100 sq ft) - undiluted or with a little h2o
<b>I: Insect bites</b>	CDS in a cup	multiple times 'till dry	Soak Gauze or Paper in CDS, put directly on wound
<b>J : Jaws (mouth)</b>	Mouthwash or brush	Up to 3-4 times a day	10-20 ml / 200 ml h2o if there is acute pain
<b>K: Kit DMSO</b>	mms + DMSO	Up to 10 times, different skin spots	20 drop mms + 50 ml water: Spray on skin, rub dmsol on
<b>L: Lay in (Bath)</b>	30-60 d mms	1/day or more	Clean tub, no soap, warm water, soak body up to 20 min
<b>M: Malaria</b>	20 ml	2 times, 60 min apart	20 ml with 200 ml H2o for each dose. Possibly a 3rd dose
<b>N: Nipper (Kids)</b>	<a href="#">See Book Link</a>		
<b>O: Otolary: Eyes/Nose</b>	5 ml + DMSO	Eye & nose drops each 2hr	5 ml CDS + 3 ml DMSO + 50 ml saline: 5 drops ea dose
<b>P: Parasites</b>	<a href="#">See Book Link</a>		
<b>Q: Quench (burns)</b>	CDS full	can repeat every 30 min	Spray directly on burn and/or CDS-soaked napkin on area
<b>R: Rectal</b>	<a href="#">See Book Link</a>		
<b>S: Sensible Slow</b>	1 ml/500 ml h2o	Sip on it through day	Increase 1 ml daily up to 10 ml tolerance. See Book Link
<b>T: Terminal</b>	<a href="#">See Book Link</a>		
<b>U: Urgency (6&amp;6)</b>	6-d & 6-d or 6ml & 6ml	1 dose & 1 dose 1 hr later	Stops headaches & oncoming flu. Protocol 1000 if persists
<b>V: Vaginal irrigation</b>	<a href="#">See Book Link</a>		
<b>W: as Wow!</b>	<a href="#">See Book Link</a>		
<b>X: as detox metals</b>	Protocol B	Same as Protocol 1000	Protocol B 3 weeks, rest 1 wk, B3, rest 1, B3, rest 1 (Test)
<b>Y: as Your last chance</b>	5-10 ml CDI		Inject 5-10 ml of CDI "bubbles" with 50 ppm around area

## Chapter 9: YUCK! WHAT TO DO ABOUT THAT BITTER TASTE

“Ah dad! I can smell it again. Are you taking more of that stuff?” That is what my kids say as I mix a dose of Chlorine Dioxide at the kitchen table and they walk by. They think that I am a weirdo who is a wanna-be-chemist. But hey, if I wanted to be a chemist, I would do it for the money. Not for some sour & bitter tasting snake oil home-brewed concoction and a free book to give away. Being around this smell and flavor is a price to pay when taking your personal health more so into your own hands. It is also about healing from diseases for pennies, instead of hundreds or thousands of dollars. (Oh, sorry. I’m ranting again)

But truth be told, most protocols for Chlorine Dioxide tastes terrible! Unless you are doing Protocol 1, **the protocols for the MMS versions are both bitter and sour and the CDS versions are just bitter.** You can get somewhat accustomed to the taste but it never gets sweet. It's not just the chlorine flavor of it but also the jolt that you get in your body as the flavor hits your brain. The taste issue is probably the number one complaint about ClO<sub>2</sub> that I have heard from people who are trying to treat minor illnesses. Interestingly, if you are really sick, the taste tends to not be as much of an issue. Maybe it is because you have felt some real pain and the little annoyances, like sour flavor, are not so bad.

So, in response to the complaints by the newbies about the flavor, I made a short chapter that will help someone prepare a way to minimize the flavor issues. Here are my top 6 ways to deal with the taste as a drink:

1. **Hold your nose:** Grit your teeth and hold your nose for about 30 to 45 seconds while taking the dose. You don't have to physically pinch your fingers on your nose but just don't breathe through your nostrils. Then, while still holding your nose, drink a little water or approved natural juice to wash it down after you have swallowed the mixed dosage. Also, rinse your mouth with that second swig of water. I start with this method because when taking a protocol, there are always times where you have nothing else but a glass of water or a drinking fountain to dilute and drink your ClO<sub>2</sub>. Maybe you are at school or work or running errands and you know that it's time to take another dose. If you can master this method, you will be prepared for any situation where you need to take a dosage.



2. **Eat a slice of an apple with the drink:** Apples do not completely cover the taste of Chlorine Dioxide but they do have a kind of magical power to mask the jolt of chlorine-like flavor. If you are taking multiple doses a day (like



**SIMPLE Molecular Medicines:** *NOT CURES for a Disease, SOLUTIONS for all Disease*

Brian Stone, MBA, Ph D.

with a protocol), you may want to cut an apple up into slices and take it around with you in a little bag. Then, you can eat a slice with each dose. Especially if you take a small bite of an apple before drinking your dose and chew it up in your mouth spreading out the apple throughout your mouth. Then, drink the dose and swallow the drink with the first bit of apple. Immediately after that, put the rest of the slice of apple in your mouth and chew it up, spreading it out. Then swallow everything. It might also help to not breathe through the nose during this. You can see what works best for you with an apple.

3. **Mix your dose with Juice:** Not just any juice. It needs to be a natural juice that fits 3 important requirements. First, it cannot be juice “from concentrate”. Second, it cannot have any added vitamin C or ascorbic acid. Third, it cannot be coconut water or orange juice. (My guess is it can’t be any citric juice but I don’t remember if the books that I



have read stated that). Now, as you walk the aisles of a store looking for a juice that falls within this simple set of requirements, you will probably see that there are only 1 or 2 brands in the whole store in the U.S. Most stores carry the brand Simply Juice which makes several flavors. However, if you actually read the labels on the back of this brand, you will find that only the Cranberry and Apple flavors fit the need nicely. This bottle shows what that brand and shape of the bottles looks like. It is not an inexpensive brand but the juice is very good. It also does a good job at covering most of the flavor of a 3-drop dose, the

normal dosage for most protocols. You can also make your own juice to drink with ClO<sub>2</sub> but it should just be a basic squeezed non-citric juice. Homemade Apple, Watermelon, Cranberry are examples of this. Overall, you want something that is sweet but doesn’t have too much vitamin c (an acid) or antioxidants (like coconut water) in it. Here, I have a video that demonstrates how the chlorine dioxide content doesn’t change if you mix the activated drops with the right kind of juice. [PPM Testing with Juice Mixes:](https://www.brighteon.com/2ca23311-3197-4422-a237-6e0fo3260b91)  
<https://www.brighteon.com/2ca23311-3197-4422-a237-6e0fo3260b91>

4. **Gel Capsules:** For me, this is my favorite way of taking ClO<sub>2</sub>. Put the dosage into a capsule and take it with 4oz or more of water.



Within about 2 minutes from the time the capsule touches a liquid, it dissolves and lets the medicine out in your stomach. If you use these correctly, you have absolutely no flavor to deal with. You can find them on amazon.com for about \$10 for a 1000-pack and they come in various sizes. I usually buy

the “O” size because it easily fits the 3-drop dosage for most protocols. This size will fit about 10-12 drops of liquid depending on the type of dropper that you are using. If you are taking a “Maintenance Dose” of 6-drops, this means that you will actually mix 12 drops into a dry cup (6 Acid and 6 NaClO<sub>2</sub>) to activate before putting it in the capsule. However, if you are heavier like me and need to take the 8-drop Maintenance Dose, I

### **SIMPLE Molecular Medicines:** *NOT CURES for a Disease, SOLUTIONS for all Disease*

Brian Stone, MBA, Ph D.

would need to use 2 sets of capsules to take. (Maybe I should buy the bigger “OO” or “OOO” size huh?) This method of taking CDs also requires a little more work and timing. You cannot just put the A and B drops directly into the capsule to mix. If you do, two things could happen. First, the drops could melt the capsule before you are done waiting the 20-30 seconds. Second, because of the initial chemical reaction, the capsule could actually pop (explode) if you put the cap on too soon. In my video, I explain the recommended way to use capsules for ClO<sub>2</sub> dosages. There is a sequence that is easy to learn, once you see it and try it out. Here is a Capsule video on how to take it:

<https://www.brighteon.com/20ebe101-5047-4104-b999-2af691a2b9b8>

- 5. Stevia Sweetener Drops:** This natural sweetener comes in drops or crystal form. It is a low calorie additive that comes from the stevia plant leaves. It doesn't take much of this to sweeten the flavor of the various versions of Co<sub>2</sub> and make them easier to drink.
- 6. Mix it with Soda as a last resort:** I know! I know! Soda has acids up and down with the flavoring and content. It also has a ton of sugar and corn-based sugar which is not healthy. However, there is something in the carbonation that helps to preserve the ClO<sub>2</sub> as it goes into the stomach which is a good thing. Also, if you are helping your child take a dose for something like malaria or autism, and a soda is the only motivation that will get them to take it, then use it. Basic brands that I have read that are used are 7up, Orange Fanta and Ginger Ale. You can also use non-flavored soda water. Whatever brand you take, be sure to check and see if the illness is improving over time. This is really the most important thing for someone that is sick. Improvement.



**SIMPLE Molecular Medicines:** *NOT CURES for a Disease, SOLUTIONS for all Disease*

Brian Stone, MBA, Ph D.

## **Chapter 10: MAKING YOUR OWN A & B MIX - For MMS AND CDS**

Just to be clear for this chapter, the “A” mix consists of a liquid mix of Sodium Chlorite (NaClO<sub>2</sub>). This can be at a potency of anywhere between 22.5%-29% to work properly. The “B” mix, is typically Hydrochloric acid (HCL or sometimes referred to as Muriatic Acid). This HCL is at a potency of 4-5% to work properly. Some sellers also offer Citric Acid at a 50% mix for the “B” acid, which also works. However, the citric acid has a much stronger sour taste when using it to make MMS.

If you were to buy your own 4-ounce bottles of these liquids online, they are commonly sold as a pair under the title, “Water Purifier” and you would probably pay between \$27-49 for a set of the A and B bottles. That comes to about \$7-12 per ounce from each bottle. If you were to learn to make your own ClO<sub>2</sub> and acid activator, my experience has shown me that you can reasonably make it for about \$2 or less per ounce from each bottle. That is a savings of \$5-10 per ounce of ClO<sub>2</sub>

Now, before you rush out and start shopping for materials and tools, let me say that making your own home production lab, it will take some investment money of at least \$70-90 for the materials and some basic measuring tools. You can probably use some of your own containers that you have so long as they are sturdy glass or porcelain. It will also take some careful learning and practice to be sure that your mixture amounts and processes are done accurately and correctly. Once you have made it once or twice, you will be able to see that it is not too difficult. But there is a learning curve to doing it right and so I recommend that you go slow and careful if you decide to make it at home. Here is a list of bare minimum items that you would need to make Chlorine Dioxide.

### **Costs to make about 32 Ounces of Chlorine Dioxide A & B Mix**

1-pound Sodium Chlorite flakes 80%	\$30	On eBay
1-gallon Hydrochloric Acid (20-40%)	\$10	At Hardware Store
1 Measuring Scale (grams)	\$15	Amazon.com
1 Graduated Cylinder Measuring Container	\$10	Amazon.com
Mixing glass Container		Use your own or borrow one
Storing Containers	\$10	Walmart Mason Jars
Plastic Mason Jar Covers	\$5	Walmart
2 Dropper Bottles	\$10	Amazon.com
Tiny Funnel	\$2	Amazon.com
<b>TOTAL</b>	<b>\$92</b>	

From this list, you can see that some of the items, like the scale and the Graduated cylinder are reusable and won't need to be repurchased if you make more batches in the future. Also, some of

**SIMPLE Molecular Medicines:** *NOT CURES for a Disease, SOLUTIONS for all Disease*

Brian Stone, MBA, Ph D.

the items, like the storing mason jars are usually purchased in a pack of 6 or so which would give you extras for future batches, if you wanted. Other things to point out are that Hydrochloric acid is 20-35% but will go on to make 5 gallons of acid at 4%. That means that you will only need to purchase one of these and it will last you for years and years. The most expensive thing on this list is the sodium chlorite, and this is worth noting. If you decide to make more Chlorine Dioxide mixing materials after this batch, you will find that all you really need to buy is more Sodium Chlorite (NaClO<sub>2</sub>) flakes. This means that any future making of Chlorine Dioxide will be much cheaper after you have this set of items on the list.

Here is a video that covers a lot of the above paragraph information:

<https://www.brighteon.com/d8e9bcf7-7ea2-41fc-87fb-106a8600eed0>

### **Mixing Sodium Chlorite (flakes) 80% down to (liquid) 22.4%**

After mixing a few batches of NaClO<sub>2</sub> and doing the mathematics of the percentages over and over, I have concluded that it is possible to simplify how you make the mix with the following ratio. Basically, it is this: **For about every 10 grams of sodium chlorite dry flakes that you have, you will be able to make approximately 30 grams of A mix (NaClO<sub>2</sub> at a range between 22.5-29%)** (The numbers are actually 7.94 grams NaClO<sub>2</sub> to 20.41 grams of H<sub>2</sub>O). 8 + 20 = 28 grams, which is the equivalent of about an ounce of fluid. If you want 10 ounces of liquid NaClO<sub>2</sub>, you would mix about 100 grams of NaClO<sub>2</sub> with 200 grams of distilled water. Now, the exact percentage might be a tiny bit higher than 22.4%, but that is ok. Some places that sell the Chlorine Dioxide water purification drops will have percentages of the NaClO<sub>2</sub> as high as 29% and the chlorine dioxide still comes out fine for use. Keep in mind that the above ratios are set because almost all sodium chlorite that is for sale online is at a standard 80%.

When you figure out how much of the 22.4% Sodium Chlorite that you want to make, it is usually good to add the chemical flakes into the water. It is a general safety rule that I read about mixing chemicals. **Mix the chemical flakes into the water instead of the water into the chemical.** Then, you stir the liquid off-and-on for about 15-30 minutes until the flakes completely dissolve. It is also a good idea to let the dissolved liquid sit overnight somewhere dark before using it, just to make sure everything is dissolved correctly. Following the overnight wait, the final step is to run the liquid through some kind of strainer to remove any final particulates that might have been in the flakes. I have used coffee filters (unbleached brown colored ones) and sturdy napkins.

Here is my [ClO<sub>2</sub> Mixing video](#) that goes through the details of making 32 ounces. It was my first time making it so I went very slowly and carefully:

<https://www.brighteon.com/b153a86b-edd0-4ca8-b211-c6453e9e99c5>

I have a shorter video out now that shows how to quickly make 24 ounces of this [here](#).

<https://www.brighteon.com/d0370848-aa6c-4ad8-8a1d-71d617861cde>

**SIMPLE Molecular Medicines:** *NOT CURES for a Disease, SOLUTIONS for all Disease*

Brian Stone, MBA, Ph D.

### **Storing Sodium Chlorite 22.4% liquid**

Once the sodium chlorite is in liquid form, it is more susceptible to things like sunlight and heat. Because of this, the bottles of this liquid **should be stored somewhere where it is dark and not so hot**. Sunlight reduces its active life and potency. (The same goes for mixed Chlorine Dioxide.) It is also a good idea to use plastic lids instead of metal ones. They hold up better against the chemical. Also, when you buy dropper bottles, it is a good idea to buy the dark brown ones or opaque plastic ones so the sunlight doesn't hit the liquid. Also, be sure that the squeezable tops of the bottles are harder plastic and not soft rubber. If anything, just [get bottles with some kind of drip spout](#). If you are going to store these bottles for weeks or more before using them, you could put them in a refrigerator to help preserve them. Just be sure to mix them up before taking any liquid out for use. Sometimes the NaClO<sub>2</sub> settles a bit at the bottom in higher concentrations.

### **Mixing Hydrochloric Acid down to 4% (or 5% is fine too)**

The mixing of Hydrochloric Acid is more delicate and dangerous because it is an acid. Be sure that you have eye protection goggles, protective gloves and that you do your mixing outside or in a well-ventilated science lab. You don't want to mess with the fumes of this, especially when it is in higher concentrations like they are from the store. Even though this does sound scary, remember the HCL acid is the same stuff that is in your stomach that is used to break down food that you eat. If you suffer from Gastrointestinal problems, chances are that your body is not making enough of this acid which screws up other parts of your body functions. (Leaky gut syndrome, undigested food coming out in your stools, IBS etc.). Some people actually take doses of HCL tablets or liquid before eating so that they can digest their food better and not have so much pain after eating. Fortunately, taking Chlorine Dioxide actually helps with these issues because it helps to balance the microbe levels in the digestive system so that these issues can be resolved by the body. So, don't fear the HCL acid, just respect it with safety. Also, I recommend that you don't make Sodium Chlorite and HCL acid in the same area at the same time. Do one completely and then clean up. Following cleanup, you can do the next part. With Hydrochloric Acid mixing, I am going to start with the video so that you can see the safety precautions that I took in the process. Here is the [HCL Mixing video](#):

<https://www.brighteon.com/f5a6d640-a622-4b3c-9961-4d467112off6>

I have a shorter video out now that shows how to quickly make 24 ounces of this [here](#).

<https://www.brighteon.com/d0370848-aa6c-4ad8-8a1d-71d617861cde>

### **HCL Store-bought percentages**

The important question to answer at the beginning is "What is the concentration percentage for the store-bought bottle?" Most bottles are somewhere between 19-40%. However, I have seen a trend of stores selling them closer to 20% because the higher levels smell strong and not good to breathe in. In my demonstration video, my bottle was from Home Depot and it was at 20%. To find this amount, you either read the bottle carefully or look up the safety data sheet (SDS) information on that brand of acid. It takes a bit of searching at the beginning but the

**SIMPLE Molecular Medicines:** *NOT CURES for a Disease, SOLUTIONS for all Disease*

Brian Stone, MBA, Ph D.

information is out there online. On my spreadsheet, I show how to figure out the amount of water and acid that needs to be mixed. Here is a demonstration of [using the spreadsheets to figure out the amounts to mix](https://www.brighteon.com/c5153668-40e5-4410-a20b-f9229eb05766): <https://www.brighteon.com/c5153668-40e5-4410-a20b-f9229eb05766>

In the above video, I show how to dilute a 20% hydrochloric acid mix down to a 4% mix. If your acid mix starts at 20% like mine was, the ratios are pretty easy. Just put 4-parts of water and 1-part of the 20% acid together in a mixing container. That would be a total of 5 parts of liquid mixed. If you are using a measuring cup that is 1-cup capacity, you would fill it four times with distilled water and pour it into a mixing jug. Then, fill the cup one time with the 20% acid and pour it into the same jug. Mix it up and you are done!

Again, remember that when mixing these two liquids, you should put the water in first and then add the acid. That way, any splashing will be more likely to be water than acid. You won't need to stir this mix as much as you would with the sodium chlorite. Maybe just 30 seconds or so. When you are done mixing, the acid is much weaker and not so harmful. However, it will still make a stain on concrete or a countertop if left there too long. (My daughter showed me a circle on our countertop that was made when I put a wet bottle of 4% HCL acid there for a couple of days). Oops!

Once you have mixed your own of the A and B mix of  $\text{NaClO}_2 + \text{HCL}$ , you now can use the water dropper bottles to keep the liquids ready to use. Be sure to label all of your bottles well so that you don't get things mixed up and no one else accidentally dumps your A and B liquids down the drain. Also, keep them stored in places away from children. Just treat it like some kind of household chemical liquid.

**Quick Mixing 1-ounce bottles: Sodium Chlorite Dry-Flake Mix**

After doing several mixes and calculations with making Sodium Chlorite into liquid form, I have found that it is possible to just put a pre-specified amount of the  $\text{NaClO}_2$  Flakes into a bottle and just store it until you need it. When you were ready to use the  $\text{NaClO}_2$  in liquid form, you would just add a water to the flakes and shake/mix it up until the flakes completely dissolved (which is usually about 15 minutes of mixing and then letting it sit overnight). After running several number scenarios, I have concluded that for every 8 grams of  $\text{NaClO}_2$  Flakes, you would need 20 grams of distilled water (if you are measuring by weight of the flakes and water). When mixed together, it would give you about 28 grams of liquid Sodium Chlorite, the equivalent of about 1 ounce of liquid. The exact decimal-placed amounts are on the spreadsheet at the bottom of the page under the tab titled Formulas for Mixing. Just scroll down a bit on the spreadsheet.

You can use this ratio to mix larger amounts of  $\text{NaClO}_2$  by multiplying each of the above numbers by the number of ounces that you want to make. For instance, to make 10 ounces, your formula would be this: 79.4 grams  $\text{NaClO}_2 + 204.1$  grams distilled water - 283.5 grams liquid = 10 ounces. You see, everything is just multiplied by the ratio amount in the last paragraph. Even if your numbers are a tiny bit high (like with using 8 grams of flakes instead of 7.94), it should give you the same effect when you are activating the Chlorine Dioxide. These exact mix

**SIMPLE Molecular Medicines:** *NOT CURES for a Disease, SOLUTIONS for all Disease*

Brian Stone, MBA, Ph D.

figures have a tiny bit of tolerance in how effective they are. Just make sure that your flakes weight is exactly correct or rounded up to the next higher gram in weight. (i.e.: 8 grams instead of 7.94 grams).

### **An even Simpler Mixing Method to make Naclo2 liquid (with less Math)**

Although the above paragraphs with exact weight measurements is accurate, I did even more figuring and simplifying the making of liquid Sodium Chlorite. I concluded that the absolute simplest way to make your own Sodium Chlorite liquid is to **put 10 ml of flakes (80% flakes) for every ounce of diluted liquid that was desired.** You would need to pre-mark the jar line with 24 ounces (709 ml) of water so that you know where to stop adding water after the flakes are in. If you make it this way, you would want to put the flakes in the mixing bottle first and then add water to the Sodium Chlorite After. For example, **If you want 24 oz of the Sodium Chlorite liquid, just put 240 ml of the flakes (10 ml x 24 = 240 ml) in a jar and add enough water to reach the 24 oz mark on the jar.** The 3 key things to this method are to **do it in this order:**

1. **Pre-mark the jar** at the desired volume level in **ounces.**
2. **Add the flakes in at 10 g flakes for each ounce** of sodium chlorite desired.
3. **Add the water up to the marked level** and mix the batch.

### **Quick Mixing Mounts**

2 oz bottle = 20 g of flakes + water

4 oz bottle = 40 g of flakes + water

24 oz = 240 g of flakes + water ([See video on this HERE](#))

32 oz = 320 g of flakes +water

## Chapter 11: SIMPLE “HEALTH-HACKS” WITH CHLORINE DIOXIDE

Now that you have learned the basics of how to make and take some ClO<sub>2</sub> protocols, I'd like to share some practices that I have learned or developed that help to take

- **6 and 6 mix - For headaches, and most Virus Sicknesses**

Outside of protocols or maintenance schedules, this is the go-to mix that you can take whenever you feel a **migraine, flu, food poisoning, fever or other sickness coming on**. It is a short catch-all that preempts pathogens from getting very far into your system and stops them quickly before they take you over. **The Activated MMS dose is a 6-drop mix of Chlorine Dioxide in 4 ounces of water followed by another 6-drop mix an hour later**. If you feel that this illness is still lingering after those two dosages, you can start the Protocol 1000 (3-drop mixes every hour) until the ill feelings are completely gone. I have personally used this mix many times for headaches and they don't last long when I do it. **With CDS, it is similar in dosing**. Instead of 6 drops, as explained above, you drink 6-12 ml's of CDS that is diluted in water as a first dose. Wait an hour and then do another 6-12 ml's with water again. After that, you can do a Protocol C as needed for whatever issue that you are having. As the issue goes away, you can stop the CDS dosages.

- **Covid-19 Mix; and Most any other Virus**

ClO<sub>2</sub> will destroy **any virus or “variant” of a virus** that is attacking the human body. I even mean Dengue, Ebola and even HIV. Sometimes it takes longer for it to reach some of the illusive places in the body tissue where the virus resides.

**For the activated MMS version** of the mix, it is the **same as the 6 & 6 mix**. Make a 6-drop mix of activated MMS, then another 6-drop mix an hour later. From there, you wait another hour and then do 3-drop mixes every hour for a total of about 8 to 10 doses a day. If you are using **CDS, start with protocol F for a day or two and then move to protocol C** for 2-3 weeks after that. Most infected people recover from the virus part of it within 2-4 days and pass through the “long-covid” symptoms quickly over the next weeks. You still may feel a little fatigued for the months ahead ([because your Red and White blood cells are messed up for the next 5 months until replaced](#)) but the ClO<sub>2</sub> regular dosages will help keep your body at a lower blood pressure and in better shape in the months that follow. I would also suggest doing a Protocol 1 for 3-5 months (chapter 5) after finishing the Protocol 1000/Protocol C. If a person has a normal virus flu, I would just use the 6 & 6 method listed in an earlier bullet above. The hardest part for me about this big mix isn't killing the virus. That is the simple cause and effect of science. It is convincing people to believe something other than what they are seeing on the mainstream news about the virus. Sometimes that is impossible. Either way,



**SIMPLE Molecular Medicines:** *NOT CURES for a Disease, SOLUTIONS for all Disease*

Brian Stone, MBA, Ph D.

Chlorine dioxide may not cure anything, but it does have a 100% “Spontaneous Recovery” rate from Covid-19.

- **Spray Bottle mix: For Skin and Household Disinfection**



**With MMS, a 10-drop Chlorine Dioxide mix per 1 ounce of water.**

(10 drop: 1 oz) Used on skin, surfaces to disinfect and even on foods. With **CDS, you fill about 1/3 of the bottle with CDS and fill the rest with water** for a spray as well. Yes, it may take some time to accept that something that makes skin healthy can also be used to spray in your empty kitchen garbage can. This is a part of the paradigm shift that we need to accept. Kills coronavirus and other bacteria or mold and helps with most any other smelly thing. Spray Bottles tend to wear out because Chlorine Dioxide wears out the metal spring inside. If anyone knows where to find a spray bottle that uses a plastic or powder-coated spring, I'd love to buy it. Mine keeps wearing out.

When you see people in the news using a fog mister to disinfect homes and offices from pandemic problems, ClO<sub>2</sub> is the stuff that is being used. It is simply the best industrial biocide that can come in contact with humans. I almost always have a spray bottle in my pocket when I go to work. Here is a [demonstration video](#) on this:

<https://www.brighteon.com/23e05d55-dba9-49e2-8a62-1492beb83e64>

- **Bath Mix**

This mix varies widely on how much Chlorine Dioxide to use but it is very helpful to those that have skin or other issues on the surface area of their skin. Things like skin rashes, rosacea, skin cancer dandruff and other scores are commonly treated in this way. It also gives the body a small amount of extra ClO<sub>2</sub> because it is absorbed through the skin as it soaks in the hot bath water. You simply make about a **25-drop mix** in a dry cup, wait 20-30 seconds, pour a little bit of water into the cup to dilute it, then pour the cup contents into a bathtub of hot water (Prepare the tub first before mixing the ClO<sub>2</sub>). I know of people also **using up to 100-drops or more of Chlorine Dioxide in cases where you are more experienced with using it**. If you are using CDS, you can use between 25-50 ml's of it to mix with the tub water. Three final things: 1. Make sure the tub is very clean to start with and that no toys or other items are in the tub to draw the ClO<sub>2</sub> potency away (You want it to work on your skin area and not other things in the tub). 2. Keep in mind that this method tends to go through CD at a lot higher rate than average protocols. 3. It is a good idea to let the tub water sit overnight after taking the bath. The ClO<sub>2</sub> is powerful at killing microbes that are in your drainage pipes and septic system, if you have one. (Although you may not want these microbes in your body, they are useful in your septic system.) Additionally, as you allow for the ClO<sub>2</sub> to gas off in the air, it serves as a safe pathogen killer and odor remover at these levels.

- **The Car Bomb (Or Room Bomb for odors)**

<https://chlorinedioxidetruth.weebly.com/>

**SIMPLE Molecular Medicines:** *NOT CURES for a Disease, SOLUTIONS for all Disease*

Brian Stone, MBA, Ph D.

No, this is not a terrorist hack using ClO<sub>2</sub>. This is for stinky, smelly, cigarette-smelling cars and rooms. First you need to remove the source of the smell. This could be grease, feces, cigarettes, vomit, flood water, leaky pipes etc. Then, you need to dry the place out and stop any other moisture or smelly stuff from coming back. Finally, you make a “raw” mix of Chlorine Dioxide into a cup and leave it in the car or room. For a car, I would use **about 30-50 drops** (no water added) of activated mms into a coffee mug and quickly leave it in the car with the windows up and all A/C vents set to be fully open and on a high fan level. The car should also be in the shade or out of sunlight because the sunlight neutralizes the ClO<sub>2</sub> too quickly. Leave the car with the ClO<sub>2</sub> for about 20-180 minutes (nobody inside). Then, quickly open the door and start the car with the A/C fans running and then get out and close the door. Let the car run for about 20 more minutes. Open all doors to air out the car. Boom! Smells and bacteria/mold/viruses neutralized to death.

- **Chlorine Dioxide with Pets and Animals**

Chlorine Dioxide can definitely be used with animals. If they are suffering from arthritis or other diseases, you can put drops in their water to drink regularly. I don't have any exact amounts researched but you can lower the amount that you would use with humans by the weight of the animal that you have. You can also use the spray bottle method in the above bullet point to apply Chlorine Dioxide on any sores, infections or tumors. Some of the early medical research with this was done with cows drinking water. They would put two different containers of water out for them. One with ClO<sub>2</sub> and the other without it. They found that when the cows were sick, they naturally would drink from the ClO<sub>2</sub> water over the other without any help of knowing which was which. It was also noted that animals recover faster than humans from illnesses when both of them are using CD.

Here is a website that shows a lot of how to use ClO<sub>2</sub> with pets. It is in Spanish but it can be translated via google chrome into English.

<http://cdsperu.moonfruit.com/mms-para-animales/4594846953>

## Chapter 12: BROWNS GAS - THE SCIENCE OF THE “HYDROGEN PANACEA”



### Browns Gas

#### Introducing BROWN’S GAS!

Now, I am changing gears away from Chlorine Dioxide to something completely different in its molecular composition, yet very similar in what it can do. It is inexpensive to make when you have the right machinery and you can take it at home or wherever you are, as long as you have an electrical plug in for power. It does, however, have an upfront cost that is between \$1,500 - 12,000. Yes, it is pricey. Just keep in mind that one machine could last you a lifetime.

**Browns Gas is made from water.** That is, the components of water, which are Hydrogen and Oxygen. You **also need electricity**, as an energy source, to make the transformation. In the end, though, it is still the simple molecule of water that is the key ingredient. Browns Gas also goes by several other nicknames that have been used online, such as: HHO or HydrOxy Gas.

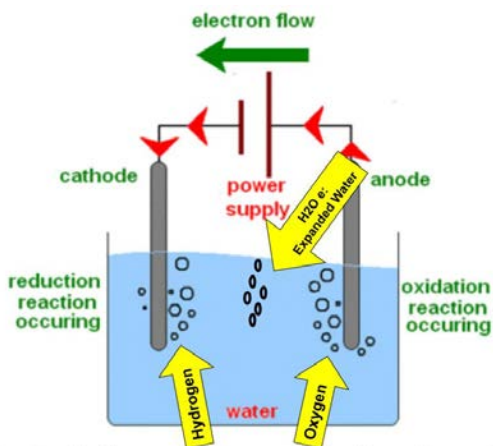
As I explain the chemistry and science of Brown’s Gas, I need to warn you readers that I condensed A LOT of information in these three chapters that is from my research and study. I apologize, up front, for any missed information or slight errors that may come up with this topic. I am still just a student who is learning as I go. It was a lot of work to condense this information and I am so grateful for those that have pioneered this research for the world to learn from. As a part of my preparation, I skimmed between 600 -1000+ journal research papers, studied 1 person's Ph D dissertation research, and about 3 other people’s careers worth of work and study so that I could share this condensed version here with you at no cost. Interestingly, most of these people that I refer to above are also willing to share this with those that are willing to learn, for free.

#### **Making Browns Gas: Hydrogen and Electrically Expanded Water (Ex-W)**

Browns Gas is a gaseous material that is made by running an electrical charge through water by way of two separate metal plates. As the electricity passes from one piece of metal to the other through the water, little bubbles form on the metals as well as in the middle water area between the two metal plates. This process is called “electrolysis”. This was discovered and refined by great researchers of the past like Michael Faraday (1700’s), William Rhodes & Yull Brown (1900’s). More recently, much progress has been made by a slew of great researchers from Asian countries like China, Korea and Japan as well as the U.S to demonstrate how this can be used for our health.


**SIMPLE Molecular Medicines:** NOT CURES for a Disease, SOLUTIONS for all Disease

Brian Stone, MBA, Ph D.



## Making “Brown's Gas”

picture of some stainless steel metal plates that are being charged with electricity. You can see the slight grey area in between the plates where this Ex-W material is being formed (in the picture on the right). This is different from the Hydrogen and Oxygen bubbles that are being formed along the plates themselves. Although the Oxygen bubbles along one of the plates are beneficial, I won't be focusing on that in this book.



With this cartoon diagram shown here, you can see that there are 3 yellow arrows pointing where the bubbles rise up and combine in a gaseous form in the space above. This gaseous material consists of a few different elements/molecules which we refer to as **BROWN'S GAS**. The most relevant molecular ingredients within this gas are 2 forms of **Hydrogen** (known as H1 and H2) and **Electrically Expanded Water (known as Ex-W, Plasma Water, or H2O e)**. **I will refer to this Electrically Expanded Water as “Ex-W” for these chapters.** On the right side of the page, here is an actual

At a high concentration, Browns Gas is very flammable and is actually used to fuel blow torches, cars, propulsion engines and other industrial equipment. The gas burns very clean and has a powerful flame that leaves behind water as its exhaust. Yet, at lower diluted mixes, Browns Gas is safe and **extremely beneficial to our health as a medicinal therapy**. So, if you are going to use it, be sure to understand how to safely work with it. Additionally, if you are shopping for a machine that generates this gas for health purposes, you'll want to assure that the engineering of the machine has safety as a top priority in its design, even if it costs several hundred dollars more.

Brown's Gas can be ingested into the body in four common ways. Two of these ways use water as a “carrier” to drink or put on your skin. The other two ways are from directly breathing the gas or saturating an outer area of your body with it. I will go through these protocols in more detail in the other chapter dealing with Brown's Gas. Yet, for now, I want to focus on some of the science behind **Hydrogen** and **Ex-W**.

**SIMPLE Molecular Medicines:** *NOT CURES for a Disease, SOLUTIONS for all Disease*

Brian Stone, MBA, Ph D.



**H<sub>2</sub>**  
(Hydrogen - H<sub>1</sub> & H<sub>2</sub>)



**Ex-W**  
(Electrically Expanded Water  
- Plasma Water)

**TWO HELPFUL  
MOLECULES IN  
BROWNS GAS**

**Brown's Gas = Hydrogen + Ex-W**

(+ a few other minor gases)

## **HYDROGEN: Building Block of Life**



### **The Fundamental Building Block for the Body**

Hydrogen is the lightest known element on the chemistry periodic chart and yet it is one of the most abundant elements in the universe. If you have a balloon full of hydrogen gas and you pop it, the hydrogen molecules go upward as fast as 20 meters per second. (That is over 40 miles per hour!)

When you consider **the volume of the human body, it is made up of about 62% hydrogen** in some form or other, 24% oxygen, 12% carbon and 2% of various miscellaneous minerals. Yet, when you go to a health-food store, you find a lot of supplements that focus on fortifying the 2% in the body without addressing much of the “macronutrient” of hydrogen for the body. Because of all of this hydrogen in us, we all have a constant need for this element to be replenished in the various parts of our body's function.

**Hydrogen is non-pharmaceutical.** This means that it is not a complex man-made molecule that attempts to manipulate a person's body functions to do something different than it normally does. **It is an atom.** It is the smallest and lightest atom known to man. When hydrogen is bonded with another hydrogen atom, it is also the smallest molecule in the universe.

As food for the Body, **Hydrogen is the most common building block of all human tissue.** It is also, in large part, brought into the body through various foods that are Hydrogen-rich such as green vegetables, certain fruits, meats and eggs. It is mostly processed and absorbed into the body through the Colon, which is the large intestines. However, just because you are eating these foods, doesn't mean that your colon is absorbing the needed hydrogen from them. If your colon is not working correctly, you can become hydrogen deficient, even if you have a diet that is high in such foods.

**SIMPLE Molecular Medicines:** *NOT CURES for a Disease, SOLUTIONS for all Disease*

Brian Stone, MBA, Ph D.

**“Gut-Check” Information:** What things mess up your colon’s ability to digest and absorb Hydrogen? Here is a short list: Antibiotics, artificial sweeteners and high levels of stress. (Keep in mind that Glyphosate/Roundup, which is the most common pesticide in the world, is an antibiotic that is slowly and methodically wreaking havoc on our guts).

**Hydrogen Deficiency is a common problem with people** and it leads to a slew of other health issues. When people are deficient in Hydrogen, the areas of body functions that shut down are, first, the regeneration system, second, the immune system, and third, the organs. This is why hydrogen-deficient people have a slow wound-heal and scar recovery time as their first sign of deficiency.

### **Hydrogen Deficiency Effects on the Body: What Shuts Down (in order)**

<b>1st</b>	<b>2nd</b>	<b>3rd</b>
Regeneration System	Immune System	Organ Function
Scars Stay Forever, Hair Loss etc.	Getting Sick All the Time from Viruses, Autoimmune or Environmental Factors	Liver, Kidneys, Heart, etc. (Chronic or Mortal Issues)

In more extreme cases, they easily get sick from whatever is “in the air” at the time. In most extreme cases, their organs begin having grave issues or shutting down. At this point, they are nearing death. It is my personal opinion that the lack of Hydrogen in our body also leads to many of the autoimmune diseases that have plagued our society in the past 30+ years.

#### **Hydrogen Penetrates**

As stated earlier, Hydrogen (as a part of Brown's Gas) can be taken into the body as a supplement, in the same way that vitamins or other herbs are used. However, remember that Hydrogen is not an herb, or plant root, or vitamin or a drug or a sugar or even a nanoparticle. It is much much smaller. It is the smallest atom and molecule (as with H1 & H2) in the universe. **It can penetrate pretty much anything over time, because of its size.** It can go through glass, metal, plastic, or wood (going slower through denser materials - but it still passes through them).

When you drink hydrogen water or inhale hydrogen gas, these atoms can go right through your body tissue in a short amount of time and be undetectably gone within an hour's time. It is NOT like drinking a cup of juice where the sugar enters your gastrointestinal tract and bloodstream so that it can flow around until it is burned up by your body. It is also only partly like oxygen that you take in through your lungs and it flows around your body until it is used up in the cells. One



**SIMPLE Molecular Medicines:** *NOT CURES for a Disease, SOLUTIONS for all Disease*

Brian Stone, MBA, Ph D.

way to **think of Hydrogen is to consider it as something that you actually pulse through your body** tissues each time that you expose yourself to it. On the skin or in the mouth, through the bloodstream and body tissues and out through the skin and lungs when you exhale. Hydrogen goes through the body and is passed through within about 60 minutes or less. If you happen to breathe or drink too much of it, your body will exhale the excess hydrogen in your breath. That also means that there is no general toxification of Hydrogen in the body because the body self-regulates against it. Pretty cool huh?

Now, again, I don't claim to know all of the ins and outs of how Hydrogen works. I am just giving the readers a "molecular perspective" of how it is made and how it passes through the body. There are parts of Hydrogen that remain in the body as building blocks for healing and regeneration and other parts of it that pass through the tissues of the body and enter back into the atmosphere around us. Hopefully, this gives you a mental image of what it is doing as we use it as a medicinal therapy. In a very simple sense you could say that Hydrogen comes from the sun (through energy and light to be made into electricity), goes through us to supplement health and healing, and then goes upward back to the sun (which is estimated to comprise about 3/4ths Hydrogen). It is a pretty cool cycle to consider.

## Ex-W: The "Plasma Water" Energy Source



(Electrically Expanded Water - Plasma Water)

### The "Power" Source in Browns Gas

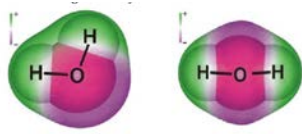
"EwX" is one of the smallest molecules (Water) that has a charge to it. Because of its simplicity, it is also a non-pharmaceutical substance and it is safe for the body. The negative charge of this molecule transforms it into what is called a "plasma" state of H<sub>2</sub>O, making it a source of energy that your body knows how to absorb.

**Ex-W's** are negatively charged water molecules that temporarily hold this charge for a period of time. It is also referred to by the titles of '**Plasma Water**', '**Electrically Expanded Water**', '**Ex-W**', or '**H<sub>2</sub>O e**' to demonstrate that it is in a different form of H<sub>2</sub>O. This water is gaseous but it is "Ionized" gas, meaning that it has electrons added to it. Because of its properties, it can be transported effectively in the air or along some kind of piping/tube system.

It is believed by some researchers that the shape of the Ex-W "expanded" water molecule

**SIMPLE Molecular Medicines:** *NOT CURES for a Disease, SOLUTIONS for all Disease*

Brian Stone, MBA, Ph D.



**Normal H<sub>2</sub>O vs. Plasma H<sub>2</sub>O**  
**Mickey Mouse Straightened**

also changes when it is charged. Normally, H<sub>2</sub>O is shaped like the Mickey Mouse ears from the Disney logos (with an offset of hydrogen molecules of about 104 degrees). Yet, Ex-W is theorized to have a shape more like 3 bubbles that are lined up straight as if strung onto a necklace (or an offset of 180 degrees). When it is charged like this, it is literally energy that can be transported from one location to another location (like from a container of water, through tubes and into the body). This “e” energy separates in the body where it is needed and the H<sub>2</sub>O-water continues on until it can exit the body as normal water.

If you are from an older generation (like me) you were taught in public schools that there are 3 states of matter: Liquids, Gasses and Solids. However, over the past 10-20 years, schools have adapted to the new discoveries that this Plasma State is a 4th state of matter/material. (It is possible that it is the 5th state of matter, but that is for the scientists to debate). This means that it is literally charged by energy into an altered form or state. Also, keep in mind that this is not the plasma that is described in human blood donations nor is it the plasma that is described in welding metal that is starting to melt.

As **Ex-W** passes through the body, it drops this electron for your body to utilize. Although the “e” is a form of energy, it is NOT like static charge or electrical current that shocks you as it passes through you at the speed of electricity. It is an energy that your tissues can absorb and digest in order to regenerate and heal parts of the body at an accelerated pace. In all of my studies of medicine and healing, I have learned over and over that the body knows how to heal and regenerate itself if you clear the way from toxins and give it the tools that it needs to do the work. In this case with Brown's Gas, you are giving it some of the most powerful molecular tools to do this and it knows what to do with the Ex-W and Hydrogen.

### **Legos and Snacks Analogy**

To explain what the Hydrogen and Ex-W do in the body would take volumes of research documents, which would be too big for this book. I would like to give a simplified example of what happens when you take in Brown's Gas into your body. I call this the Analogy of the Legos and Snacks.



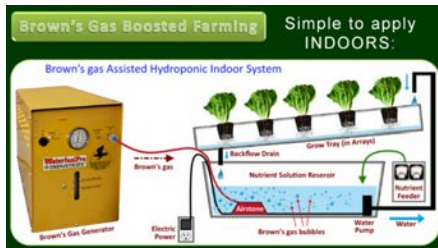
In my home, our kids have loved playing with Legos. If you give them a huge bin of these plastic building blocks, they will

**SIMPLE Molecular Medicines:** *NOT CURES for a Disease, SOLUTIONS for all Disease*

Brian Stone, MBA, Ph D.

sometimes play for hours and hours putting together all kinds of structures. Now, if you make a bunch of yummy snacks for them and let them invite their friends over for a “Lego Building Party”, the amount of building will accelerate more by each kid. They will build all kinds of structures, landscapes, animals, airplanes and so on. So, if you **equate the Legos to Hydrogen being introduced into our body and the snacks as the energy source of Ex-W (actually snacks + kids), you have a building surge that takes place in the body.** Your body knows what to do with the Hydrogen Legos as you introduce them to your system. Additionally, the energy that is transferred via Ex-W accelerates the speed at which recovery/building takes place.

As a side note, this principle of accelerating regeneration and healing with



**Brown's Gas can also be translated to plant and animal tissue growth.**



There have been studies and testimonials that show Agricultural plants growing 2-3 times faster with the bubbled water and Hydroponic gardens experiencing up to 10 times the speed of plant growth with the same water source. Even Aquaponic fish have shown to grow 2-3 times as fast to reach maturity sizes with the use of bubbled hydrogen gas

water.

## Show me the Research!

Below is a table that gives various areas of Hydrogen/Brown's Gas research where there is an abundance of journal articles that have been published by medical professionals and scientists that outline specifically where and how this special gas (containing Hydrogen or Hydrogen + Ex-W) has been beneficial to both humans and animals. There are about 600-700 articles from the reference set below. I have also read that there are actually over a thousand publications and more on the way because of the amazing results that are being verified. If you take the time to review these, keep in mind that **Brown's Gas HAS, consists of close to 2/3 of Hydrogen AND the Ex-W molecules included.** (These references are all a part of a single document that I have created online to keep things small in this book.) Feel free to copy or download the full document or save it as a MS Word doc for your own records. Each article cited is linked to the actual article or website where the article can be viewed or purchased.

**SIMPLE Molecular Medicines:** *NOT CURES for a Disease, SOLUTIONS for all Disease*

Brian Stone, MBA, Ph D.

## THE RESEARCH: Browns Gas-Related Health Benefits

<a href="#">Bones</a>	<a href="#">Clinical Trials</a>	<a href="#">Lungs &amp; Other Organs</a>
<a href="#">Brain</a>	<a href="#">H2 Review Articles</a>	<a href="#">Metabolic Syndrome</a>
<a href="#">Cancer Treatments</a>	<a href="#">HH2 from Bacteria</a>	<a href="#">Pain Management</a>
<a href="#">Eyes &amp; Ears</a>	<a href="#">H2 Chemistry/Physics</a>	<a href="#">Agriculture</a>
<a href="#">Heart</a>	<a href="#">Ischemia/Reperfusion Injuries</a>	<a href="#">Safety</a>
<a href="#">Inhalation Studies</a> <b>Listed with Yellow Highlights</b>	<a href="#">Kidneys</a>	<a href="#">Gastrointestinal</a>
<a href="#">Human Studies</a>	<a href="#">Liver</a>	<a href="#">Skin &amp; Radiation</a>
		<a href="#">Spine &amp; Pancreas</a>

**Reference Link to Research Summary:**

[https://docs.google.com/document/d/1T2bz\\_IAIL38THXyhdKqNWB-dfRQmcSGDEkiPUwCUAy-I/edit?usp=sharing](https://docs.google.com/document/d/1T2bz_IAIL38THXyhdKqNWB-dfRQmcSGDEkiPUwCUAy-I/edit?usp=sharing)

### **Brown's Gas Research vs. Hydrogen Research: Oftentimes the same thing**

In many of the research documents, some scientists used special generators that made Hydrogen as their test material and other research projects, they used Brown's Gas to test. The reason for the two types of materials (Hydrogen vs. Brown's Gas) in the experiments is that the machines that make Brown's Gas are almost identical to the ones that make just Hydrogen. There is just one little diaphragm in the machine between the metal electrodes that makes the difference between whether or not Brown's Gas comes out or just Hydrogen. I explain this so that the reader understands that the research document results are titled as "Hydrogen" studies when, in reality, they are "Browns Gas" studies with Hydrogen in the Gas.

### **Browns Gas As a Drink**

If you bubble Brown's Gas through a separate container of water, a certain amount of the Hydrogen and Ex-W is infused into the water where it stays for a short period of time. These molecules do not bond with the water chemically but they are mixed in the same volume of area. This bubbled water is a safe and excellent source of Browns Gas material for the body as a drink. More specifics on this will be given in the chapter on Brown's Gas Protocols.

### **Brown's Gas Breathing**

The **best way to get the Ex-W into the body is through inhaling the Browns Gas.** Specifically, the quantities are at a level of about 4.5% or less of our breathing consumption, which makes it safe from any chances of being flammable. This is done with the help of a

**SIMPLE Molecular Medicines:** *NOT CURES for a Disease, SOLUTIONS for all Disease*

Brian Stone, MBA, Ph D.



cannula and a small, steady flow of Brown's Gas that is produced by a generating machine. As this gas enters your nose, it is absorbed through the tissues of the lungs and body, is able to do its work in your bloodstream, joints, organs, glands, muscles etc. Remember, that the absorption is of both the Hydrogen as well as the Ex-W.





**SIMPLE Molecular Medicines:** *NOT CURES for a Disease, SOLUTIONS for all Disease*

Brian Stone, MBA, Ph D.

assassins who have the same line of work. (If you have watched this movie, you might understand this comparison better). Meet the **Romanov Sisters from the Marvel movie, Black Widow**. There was the older one, named Natasha and the younger one named Yelena.



In the movie, both of them are some of the best trained killers in their line of work. Following the movie storyline, you learn that **Natasha** gets a lot of praise and credit for her performance by the general public. She is a hero. She was on the cover of magazines (in the movie). Natasha even has her own special pose that she makes when she lands on the ground while fighting evil. **Yelena**, on the other hand, has been condemned as an evil villain by the public. She is considered a dangerous threat and will almost never be shown on the news media as doing good. Even if Yelena does something good, the government or news media twist the story around to show that she is a part of the wrong team, and that she is a threat.

In the end, **both sisters are often fighting the same opponents** and are the best at destroying their opponents. However, **one gets credit and praise** as a hero and the **other is cast as an enemy** to the public (Maybe not the most accurate example but I had fun making the poster Meme here).

For me, this is how I see both Browns Gas and Chlorine Dioxide in our world. They both are extremely efficient at destroying pathogens, reversing the causes of autoimmune disease and promoting muscle recovery from exercise. I would even claim that they are the top “Expert Assassins” in this line of work and they leave virtually no trace behind when they are done. They also have their own specific capabilities that are amazing and characteristic on their own. **Chlorine Dioxide is one of the highest performing antibiotics** in that it is quick and selective at “sniping” the bad microbes while leaving the beneficial ones virtually alone. It

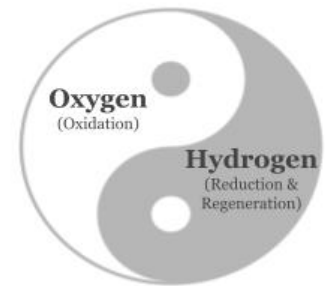
**SIMPLE Molecular Medicines:** *NOT CURES for a Disease, SOLUTIONS for all Disease*

Brian Stone, MBA, Ph D.

**neutralizes lactic acid** on contact and it boosts the bloodstream with **oxygen**, which gives you more energy and cleans out your system faster. **Browns Gas** specializes in **helping to rebuild the body tissues** with its key ingredient of Hydrogen while giving energy in the form of the electrolyzed water to carry out the work. It also **induces stem cell recovery**, relaxing body biomass, **reducing anxiety** and accelerating the healing process. Chlorine Dioxide and Browns Gas are both safe for the body when taken in proper diluted amounts. However, Chlorine Dioxide has been vilified by the Media and the FDA while Browns Gas (Hydrogen and Ex-W gaseous material) has been touted as a true Panacea for multiple diseases and issues.

The nice thing about Chlorine Dioxide and Browns Gas is that you can take them on your own both in the same day, so long as you space them apart. If you are taking Browns Gas, you would want to wait an hour or more before taking Clo<sub>2</sub>. Whereas if you are taking Clo<sub>2</sub>, you would want to wait at least 2 hours before taking Browns Gas.

Hydrogen and Clo<sub>2</sub> neutralize each other when taken at the same time because **Clo<sub>2</sub> is an “Oxidizer”** because it is really just packaged oxygen that is released in the needed areas of the body and **Browns Gas (Hydrogen) is a “Regulating Antioxidant”** which fights oxidative stress and is a building block for regenerating human tissues. I refer to these two as the **Yin and Yang of health and wellbeing.**



In the table on the following page, I have created a comparison list of the differences and similarities between Chlorine Dioxide and Browns Gas. Keep in Mind that Brown’s Gas has the main ingredients of Hydrogen and Electrically Expanded Water (or Ex-W). This table is by no means comprehensive. However, it is my first attempt at showing how beneficial these two substances are while showing some of the differences between them.

(See Table on Next Page)

**SIMPLE Molecular Medicines:** *NOT CURES for a Disease, SOLUTIONS for all Disease*

Brian Stone, MBA, Ph D.

## Comparison Table

	<b>Chlorine Dioxide</b>	<b>Browns Gas</b>
<b>Molecular Makeup</b>	Oxygen & Chlorine (O + Cl)	Hydrogen & Electrically Expanded Water (H + Ex-W)
<b>Taste/Flavor</b>	Sour and or Bitter - (Protocol 1 is flavorless)	None - Tasteless
<b>Time in Body</b>	2 hours	1 hour
<b>Chemistry reaction in body</b>	Turns to Oxygen & Chloride	Ex-W Electron Used to Build/Regenerate Tissue w/ H, Excess H exits the body
<b>What it does to Return to Homeostasis</b>	Reduce Inflammation, Works by Oxidizing Pathogens & Toxins, then Oxygenating problem areas of the Body (Clears Toxins), Shorten Healing Time of Body, Powerful and “Selective” Antibiotic	Reduce Inflammation, Shorten Healing Time of Body, Selective Antioxidant,
<b>General Disease Recovery</b>	Destroys Pathogens, Reverses Autoimmune Diseases, Improves Muscle Recovery, Promotes Skin Regeneration	Destroys Pathogens (except viruses), Reverses Autoimmune Diseases, Improves Muscle Recovery, Promotes Skin Regeneration
<b>Research</b>	<a href="#">See this Link</a>	<a href="#">See this Link</a>
<b>What you Feel from It</b>	Energizes the Body Tissues with Oxygen (Increased Energy), Reduction in pain	Increased Energy, Blood cells able to transport oxygen better, Relaxes the Body Tissues, Regeneration, Reduction in pain
<b>Cost to Start Using</b>	\$20-\$40 Bottles (6 month’s worth), NaClO <sub>2</sub> Flakes is about \$20-30/kilo	\$400 (DIY) - \$12,000 Machine Purchased, One-time purchase
<b>Produced Form:</b>	Sodium Chlorite with Water, Pure Gas Form, Activated in H <sub>2</sub> O (MMS), Infused in H <sub>2</sub> O (CDS, CDI)	Gas, Infused in Water
<b>Ways to Take it:</b>	Drink, Liquid On Skin, Inhaled (Nebulizer), Intravenously (CDI Saline Mix), Gas on Skin	Drink Bubbled Water, Inhale Gas (<4% potency), Bubbled Water in Skin, Gas on Skin
<b>Where to Buy</b>	Ebay/Amazon/Individual Supplier Sites (Labeled under “Water Purification” drops, CDS or MMS)	Online Company Websites (See chapter on BG Protocols)

**SIMPLE Molecular Medicines:** *NOT CURES for a Disease, SOLUTIONS for all Disease*

Brian Stone, MBA, Ph D.

As I end this chapter, one thing that lingers in the back of my head is the thought that “**there are probably other simple and inexpensive remedies** that also can do what Clo<sub>2</sub> and Brown's Gas do. Especially remedies **that have to do with the use of Oxygen and Hydrogen**”. Hydrogen Peroxide? Ozone Therapy (O<sub>3</sub> compounds)? Hyperbaric Oxygen Chambers? If there are, I plan on studying them out through their testimonials and science, and maybe writing more chapters in this free ebook. My eyes are now open to the simplicity and affordability of health and well-being. (Yay! More writing)



*(Me, writing this book at 1:30 am)*

## Chapter 14: BROWNS GAS PROTOCOLS

In order to do the Browns Gas protocols, you need to have a generating machine that produces a constant flow of the substance to get the full benefits that are available. Although there are wonderful [hydrogen bubbling pills that you can buy](#) that can make Hydrogen water, these only give a part of the benefits that are possible until the pill is dissolved. Then the flow of the gas is stopped. However, there are machines that can be purchased through various suppliers around the world that give a steady flow of the gas and they last for years (and possibly for life). It [is even possible to build your own](#), if you have the time and capability.

### SAFETY FIRST with a Brown's Gas Machine

If you are looking to purchase one, I would suggest that you look for companies that **make safety a high priority for their machines**. There are various models that are sold from various countries that are effective but may not be very safe; especially for long-term use.

Generators that are safe means having at a minimum, the following:

1. Having a **low psi pressure** in the generating chamber of the machine. Typically keeping it well under 20 psi is safer. (There are machines that produce the gas very well but create pressures over 20 psi, which is much less safe when handling a gas that has the potential for burning). Some people will convert a cheaper Browns Gas machine that was built as a blow torch or car fuel enhancer to become a medicinal gas generator. Although the output gas is the same, the safety behind the engineering may not be at a medical level. Along with the low psi systems, a **general Pressure Shut Off switch** is oftentimes installed with the system in case of excessively high pressure buildup in the machine.
2. It is important that the **machines produce the gas in a separate chamber (with the electrodes) from the bubbled water that you will drink**. This means that the Browns Gas is produced in one chamber and travels as a gas to another chamber of liquid that can be consumed or used. The separation between chambers is typically made with a permanent bubbler container. This makes sure that there is no residual dissolved material from the electrolysis that might mix into your drink or breathed gas. Some inexpensive Hydrogen Gas generators will bubble the water right in a container that you drink from. These machines generally produce only minute amounts of expanded water but they do produce hydrogen and oxygen. They are convenient but lack the safety and high amounts of Ex-W that I would recommend, based off of the research.
3. Use of **Check Valves** to keep a buffer between generator gas and the bubbler water. This helps to separate any possible water being sucked back into the electrolysis chamber as the generator cools (because they get a little warm when they run).

**SIMPLE Molecular Medicines:** *NOT CURES for a Disease, SOLUTIONS for all Disease*

Brian Stone, MBA, Ph D.

## BUYING A BROWN'S GAS GENERATOR

Because I do not receive compensation from any single supplier of these machines, I list a few websites that I feel might have these safety features so that you can get an idea of what to look for. These machines range in price between about \$1,500 - \$12,000 and are generally built to last several years to a lifetime. The table below shows some of the options.

Brand Name	Model & Approximate Cost	Picture
<b>Eagle-Research</b>	AquaCure AC 50 \$2,500	
<b>Hydrogen 4 Health</b>	H2Life V.3 \$1,600	
<b>Hydro Genie</b>	HydroGenie \$2,000	
<b>Epoch Machine</b>	HB-33, 133 and 233 Cost: Unknown	
<b>Eagle-Research</b>	ER 50 Assembled: \$1000 DIY Parts: \$400 (DIY is <u>A LOT</u> of work to build)	

With these more expensive Browns Gas generators, there is minimal maintenance involved. They pump out the Brown's Gas through an output tube which you can use to bubble your own drinking water or you can use the gas with the protocols that are given in later in this chapter.



**SIMPLE Molecular Medicines:** *NOT CURES for a Disease, SOLUTIONS for all Disease*

Brian Stone, MBA, Ph D.

You refill the generators by adding more distilled water to them as you use them. It is surprising how much gas that is produced from even a small amount of distilled water. It is a lot! I also want to emphasize that there are cheaper versions of these models but I suggest that you make sure that they follow the basic safety designs that I mentioned above and any other requirements that you may consider on your own.

**High Initial Costs to Start**

After considering the pricing, it is clear that the cost to get started with these machines is high. Paying a minimum of \$1000 for a strange piece of machinery may require quite a commitment of resources and funds for any average person. Even if you decide to build your own \$400 ER 50 model, which I did, it will require a good amount of mechanical experience and time to build. ([It took me about 3 weeks of work in the evenings to build one](#)). However, when you consider the types of illnesses that these machines “affect” (causing spontaneous remission), this dollar amount is very small compared to what you would spend with pharmaceutical medicines, surgeries or visits with medical specialists. Even if you have very excellent medical insurance, there are usually costs like co-payments for medication and doctor visits, travel time and costs, minimum payments for surgeries and other expenses that you may not think of as a part of the cost for the current medical system.

Although I don't recommend a particular machine over another, I personally would invest in the Eagle-Research AC50 model because the company seemed to be extremely vested in their customer base and they also understood more about Browns Gas scientific updates than any other vendors. All of the above are vested in the benefits of Hydrogen and the quality of their products. However, the Eagle Research group has been very good to me about addressing the safety factors and responding to questions about how Electrically Expanded Water (Ex-W) works.

You can also keep in mind that most of the Browns Gas treatments are done in the home while you are doing other things like working on the computer, in the kitchen, reading a book or even, in my case, taking a nap on the couch (Napping is my favorite way to inhale Browns Gas). Additionally, once you have a generator, you now have a mobile treatment center that can be shared with others and will probably last 5 years up to a lifetime.

**BROWN'S GAS TREATMENTS: The 4 most common ways to Use it**

1. **Drink:** Channel the gas into water and run it through a water airstone bubbler, like the ones used in fish tanks, to infuse the water with the Browns Gas molecules. The smaller the bubbles, the quicker it infuses into the water



<https://chlorinedioxidetruth.weebly.com/>

**SIMPLE Molecular Medicines:** *NOT CURES for a Disease, SOLUTIONS for all Disease*

Brian Stone, MBA, Ph D.

because there is more surface area between the gas and the water when there are more bubbles. Colder water absorbs the gas faster and hot water has a hard time absorbing the gas. After 3-10 minutes of bubbling this water, it is considered to be saturated with the gas material. This is then drunk.

When saturated, the water will always be giving off small amounts of the infused gas and will return back to normal water over the period of some days. You can, however, bubble some water and then store it in an airtight container in the refrigerator to have it last for a longer period of days (I am sorry that I don't know the exact amounts at this point in time). It is also preferable to use an aluminum container because it maintains the Hydrogen for a longer period of time.

- Soaking with Water:** The same bubbled water can also be used to bubble a larger amount of water to soak parts of the body or to bathe in. Keep in mind that the larger the amount of water, the longer it takes to saturate it with the airstone. This may require you to bubble the larger amount of water for several minutes or more before using it to soak in. Once you are soaking in the water, you would still run the bubbler(s) continuously so that a maximum of gas is continuously saturating the water. This allows for a constant exposure to the skin to take place.

Here is an example of an Asian company that sells special hydrogen-producing tablets that have soap and can be placed in a tub for bathing. The water becomes saturated AND the thousands of bubbles can be placed on the face or other parts of the skin to help absorb the hydrogen as a part of the therapy. When you have your own generator, you can produce your own supply of bubbles for bathing and gas-infused soap bubble therapy. Just be mindful that you are working with a gas and keep all flames away from the bath (Including candles, smoking and other flames).




It is also possible to take this bubbled water and put it on specific parts of the body until it dries out. For instance, if you put it on a cotton ball that is held in place on a sore, irritated area or skin rash, this will allow for the infused material to be exposed to the area of contact. You regularly saturate the cotton ball so that it keeps the area of skin contact moist or wet. There is an account about a man who did this (cotton in a bottle cap fastened to the skin) on a section of melanoma-skin cancer. After about a few weeks of wearing this and wetting the cotton, the melanoma spot fell off of his skin and was gone.

- Gas Treatments on Skin:** The Browns Gas can be impressed onto the skin by connecting the outflowing tube to a plastic bag or plunger piece that is connected or

**SIMPLE Molecular Medicines:** *NOT CURES for a Disease, SOLUTIONS for all Disease*

Brian Stone, MBA, Ph D.

enveloped over a limb or part of the body. The simplest way to do this would be to get a Ziplock bag or a bread bag and cover the area that you want to be saturated. At that



point, you [insert the Browns Gas tube into the bagged area](#) and put a rubber band over the top of the bag so that the area inside of the bag is enclosed and somewhat cut off from the outside. The rubber band seal should be snug but not tight enough to cut off blood circulation to the area. This covering allows for the gas to be pressed against the skin area that you are trying to treat. Here is a screenshot of a lady who is using the bread bag method to treat her carpal tunnel syndrome issues. It took

several visits (treatments) on her arm but she was able to avoid surgery and the pain and inflammation was reduced each time that she received a treatment.

4. **Gas Respirating:** Connecting the outflowing gas to a nasal cannula that is worn and breathed for lengths of time ranging between 15 minutes a day all the way up to 6 or even 8 hours a day. There are people who have had extreme mortal diseases who have used this method for most hours of the day to combat the deadly sicknesses. However, for a healthy person, only up to an hour per day would be considered as a “maintenance” treatment. The higher amounts of time breathing the gas would be for chronic or life-threatening health issues that you would want to focus on.

### **Bubbled Water vs. Inhaling Pure Gas**

As you consider the different ways that you can use Brown's Gas to promote health, it is useful to understand that when you bubble the gas in water, it is placed in the body through the gastrointestinal tract (digestive parts) as compared to the lungs and bloodstream (with the gas). Both methods of taking it are good and helpful. As mentioned earlier, there is a lot of [research](#) and testimonial information that shows that the bubbled Hydrogen-Water has wonderful benefits against getting sick and gastrointestinal troubles. The liquid also has direct benefits in accelerated tissue recovery, among other things.

If you were to take this water and put it directly on your face, arms or other part of your body, the infused Hydrogen/Ex-W will also do its work onto whatever surface that it comes in contact with. Although this rebuilding and recovering work is not instantaneous, it is beneficial to the areas of contact as long as the bubbled water content is still in the water. (For more of the hefty and chronic diseases, it may take months for the “spontaneous remission” to fully occur). Some people will take a bath or soak a foot in this bubbled water (minimum of 10 minutes for a treatment) while the airstone bubbler is still running to ensure that the levels of the Browns Gas are fully maintained.

**SIMPLE Molecular Medicines:** *NOT CURES for a Disease, SOLUTIONS for all Disease*

Brian Stone, MBA, Ph D.

The full use of Brown's Gas (either inhaled or on the skin surface) with both the **Hydrogen** and **Ex-W** molecules has several benefits that are proving to be far above and beyond the already-amazing bubbled water. After a lot of study of the research between bubbled water versions and the pure gas use of Brown's Gas, I concluded that both **Bubbled Water And Straight Browns Gas have some similar and Unique Benefits** that can be taken advantage of. Here is a video that helps to see some of the research comparing the two methods of taking Brown's Gas. The video was made addressing only Hydrogen, but the research that has been conducted was specifically using Brown's Gas.

H Water vs H Inhalation Video: <https://www.youtube.com/watch?v=yuuUJsfjs0o&list=WL&index=42>

### **Storing Browns Gas Water**

Although Browns Gas is generally considered an “on-demand” product, meaning that you generate as needed and don't save any for future use. You can bubble water and store it for a period of days if it is kept at a cool temperature and in a hermetically sealed (airtight) metal container. Some researchers have suggested that Aluminum (Aluminum Hydride - $\text{AlH}_3$ , specifically) or even stainless-steel containers are effective for storing Hydrogen. However, this has been debated, considering the fact that the electrolyte material can cause a slow deterioration of the aluminum material. In the end, I would suggest that there is not a known effective way to store bubble water that is worth doing regularly in the home.

## **THE POWER OF THE “PULSE” CYCLE**

I have had a chance to follow several of the researchers and some practitioners of Brown's gas-related treatments and I have found that there is not a consensus on how long or how much should be taken. Prolonged use of these (all day long) actually seems to have a less noticeable effect compared to doing it for a shorter period once a day. This has led the users of this to recommend a type of interval or cycle of treatments in the body. For instance, you want to expose an area (or the whole body) to the gas/liquid followed by a period where you are not exposed for a while. There is something about the down-time where the body can return or recover to its normal state without the Browns Gas that gives the best results. I refer to this as **the “Pulse Cycle” of Brown's Gas treatments**. Allowing for the Browns Gas to Pulse through the body once or multiple times of the day. Some researchers prefer for the users to find what schedule works for them whereas others suggest **1-3 times a day (like morning, noon and in the evening)**.

### **Browns Gas Regeneration of the Body**

In an earlier section on Browns Gas, I showed a table that demonstrates the levels or stages that Hydrogen Deficiency affects the body in order. This table is reversed as you begin to recover from this deficiency and your body returns to better health. See the reversed table below:

**SIMPLE Molecular Medicines:** *NOT CURES for a Disease, SOLUTIONS for all Disease*

Brian Stone, MBA, Ph D.

## **Hydrogen Sufficiency Effects on the Body: What Recovers (in order of recovery)**

<b>1st</b>	<b>2nd</b>	<b>3rd</b>
Organ Function	Immune System	Regeneration System
Liver, kidneys, heart etc.	Not Getting Sick Anymore	Scars, eyes, Hair, etc.

### **My Browns Gas Protocol, So far**

I, personally, am still new to Browns Gas and I typically try to get 1-3 hours of gas inhalation along with 2 different times of drinking it. Because Browns Gas and Chlorine Dioxide neutralize each other when taken at the same time, I do my Clo<sub>2</sub> in the mornings and Browns gas in the afternoons/evenings. (Remember, you need 1-2 hours of time between taking them, if you are doing them on the same day.

So, I take Protocol 1 of Clo<sub>2</sub> in the morning until about lunch time (See chapter 5). Then, I start with breathing the gas through a nose cannula some time after lunch for a good 1-1.5 hours and do another 1-1.5 session with the gas later in the evening. I have a very long 25-foot breathing tube (that I got from the Walmart fish supply section) which allows me to be in my living room, kitchen and at my computer desk without ever having to disconnect while I am breathing the gas. My favorite thing in the day is taking a nap while inhaling the gas. The Hydrogen already relaxes the body when breathing and taking a nap seems extra restful.

With the Browns Gas bubbled water, I start drinking it in the early afternoon after lunch. I am still not sure about what kind of pattern to use with drinking it vs gas inhalation. I generally get about 30-60 ounces (800-1500 mls) of it. As I understand it, the bubbled water from my machine is between 1 - 1.5 ppm of Hydrogen Browns Gas. However, I have not purchased a measuring device to verify that. When I travel, I can bring the machine with me but for short trips, I just take a [bottle of the Hydrogen-producing pills](#) that you add to water and take one a day. The pills actually produce a higher amount of ppm in the water (up to 8 or 9ppm) but the flow is not continuous, like with the generator machine.

With all of this wearing cannula tubes and drinking bubbled water, my family thinks that I'm weird with this contraption. (I really am weird looking as I mix my Clo<sub>2</sub> or wear the cannula while talking with others while sitting on the living room couch). However, I rarely get sick. My sicknesses come and go quickly, and I am not allergic to anything anymore. I think that it is a worthwhile trade off. Also, I wanted to add a list of some of the things that I have personally experienced so far and compare them to the things that others have experienced.

**SIMPLE Molecular Medicines:** *NOT CURES for a Disease, SOLUTIONS for all Disease*

Brian Stone, MBA, Ph D.

## DISEASES TREATED with Brown's Gas Drinking and Breathing

<b>My Experience</b> <b>(3+ months 1-4 hrs. per day)</b>	<b>(Testimonials of Others)</b>
<ul style="list-style-type: none"> <li>● Inflammation reduction - Especially in my Lower Back. Twisting ability much greater with body.</li> <li>● It Relaxes my Mind very much. Calms me down and reduces stress/anxiety.</li> <li>● Muscle/Bruise and tendon recovery from injury or workouts much faster.</li> <li>● Makes Nap time seem so much more restful when wearing Canulas.</li> <li>● Relaxes my body very much. 1.5 hours inhaling feels a little like I just walked out of a Chiropractor visit. Joints and back and neck crackle and pop like they are loosened up. (Good feeling of popping)</li> <li>● Muscles feel a little tighter, like I worked them out (without working them out).</li> <li>● ED Issues Dramatically Improved.</li> <li>● Bowel movement are about “perfect”</li> <li>● I sleep excellent! Even better than with Clo2 improvements in sleep.</li> <li>● Never sick after 4 months using HHO.</li> </ul> <p style="text-align: center;">(More to come in future editions)</p>	<ul style="list-style-type: none"> <li>● Autoimmune diseases clear up after some months of treatments. This includes allergies, gastrointestinal problems.</li> <li>● Cancers and Tumors recede and go into spontaneous remission.</li> <li>● Scars on the body slowly disappear (even old ones)</li> <li>● Long-term issues such as heart murmurs, tinnitus and other conditions slowly fade away and disappear.</li> <li>● Age-related ED &amp; Labido Issues fade away - For Females and Males</li> <li>● Muscles tighten with strength</li> <li>● Eyesight Restored (from glasses)</li> <li>● Arthritis, Psoriasis, Neuropathy, Warts disappear</li> <li>● Energy Increase</li> <li>● Constipation gone</li> <li>● Weight Loss</li> <li>● Some Hair Regeneration (color and thickness)</li> <li>● Healing in 1/10th of time</li> <li>● Over 20 years of not getting sick</li> <li>● Overall signs of some age reversals</li> <li>● Quick and Full List (Because I am tired of writing) Addiction Recovery, Angina, Balance Returned, Blood Issues, Chronic Fatigue, Colitis, Congestion, Cramps, Dehydration, Diabetes, Edema, Fatigue, Fybromyalgia, Gout, Herpes, Shingles, High Blood Cholesterol, High Blood Pressure, HIV, Kidney Problems, Laryngitis, Leg Cramps, lumbago, Lupus, Lyme, Menstrual Pain, MS, Myasthenia, Neuropathy, Lyme Disease, Muscle Pain, Parkinsons, Panic Disorders, Psoriasis, Rhinitis, Skin Issues, Sleep Disorders, Tinnitus, Toothache, Urination Problems <b><i>(Yeah, this list is ridiculously long and growing. That is the problem with Panaceas)</i></b></li> </ul>

In summary, I want to list some general conclusions with Brown’s Gas that I have found and how difficult it will be to stop the good news that comes with the progress. With these chapters,



**SIMPLE Molecular Medicines:** *NOT CURES for a Disease, SOLUTIONS for all Disease*

Brian Stone, MBA, Ph D.

I sense that I am only just opening the door and shedding some light on this wonderful set of molecules. More people need to know and understand that these simple and affordable methods will not only treat diseases individually, they could solve the problems of disease as we know it.

## **Brown's Gas**

### **What you CAN'T Do\***

You Cannot make Big Money from it because it **is made from Water**

You Cannot Patent it because **there are no patents for an Atom or Water Molecule**

You Cannot vilify it because **it is food for the body**

You Cannot disprove it because the research of **1000+ medical papers showing it works**

### **What you CAN Do**

You Can Solve the problem of Autoimmune Disease (most if not all)

You Can Solve the problem of Pandemics at minimal costs

You can solve the problem of Cancers

You can solve the problem of Sickness

\* (My apologies to the FDA, Media Outlets, and Pharmaceutical/Insurance Companies. You are too late to stop this one like you tried with Chlorine Dioxide. In the end, the truth about Oxygen and Hydrogen molecular therapy will come out faster than you can work to stop it. People will heal, people will share their experiences and people will learn and believe the truth)

### **Thank You Researchers for Sharing Your Work!**

I would like to give some of the names of the researchers that you can look up to find out more about recommended or researched regimens that would be found as beneficial. These names are listed below:

Masumi Iketani, Kanako Sekimoto, Tsutomu Igarashi, Mayumi Takahashi, Masaki Komatsu, Iwao Sakane, Hiroshi Takahashi, Hideo Kawaguchi, Ritsuko Ohtani-Kaneko, Ikuroh Ohsawa, Kinji Ohno, Shigeo Ohta, Mami Noda, Cai Jianming, Kyu-Jae Lee, Jiangang Long, Jiankang Liu, Yule Brown, William Rhodes, George Wiseman, and Tyler LeBaron. I am sure that there are more contributors as well. Thank you (unnamed people) as well for your work in these modern times.

## Chapter 15: FREQUENTLY ASKED QUESTIONS FOR THE BEGINNERS

Now that you have an explanation and video demonstrations on making and using ClO<sub>2</sub> as well as other Molecular Medicines, I would like to answer a few big questions that have been regularly asked. This chapter helps me and others to not have to answer the same common questions over and over.

### 1. **Where do I buy Chlorine Dioxide in the A and B bottle mixes?**

This is probably the most commonly asked question from the person that is coming across ClO<sub>2</sub> information as a medicine for the first time. Google won't tell them where to find it or what it is used for. YouTube has 10 negative videos about these for every one that is positive. (And that 1 video may get censored at any time in the future). Twitter won't even allow the mention of it or any links about it from alternative social media sites or video sites. Facebook may have a group here or there that talks about it. But these FB groups with thousands of people suddenly disappear because they are deleted by the FB company administrators. It is as if all of these mainstream sites (which seem to be separately owned) had a collaboration meeting and said "We will censor and delete all things related to Chlorine Dioxide as a medicine."

However, this push to censor has actually intensified the distrust of the people as well as the explosion of non-mainstream social media. A big purpose of these "alternative sites" is to expose and share what won't be allowed on the mainstream outlets and push the receding tide of free speech.

A & B bottle sellers: On Amazon or eBay or individual sites. Look under key words like "Water Purification Drops" or "Chlorine Dioxide" or possibly MMS or CDS. If you are looking for websites that sell these products, use search engines like [entireweb.com](http://entireweb.com) or [duckduckgo.com](http://duckduckgo.com) or [dogpile.com](http://dogpile.com). (Google tends to filter out responses with the above wordings)

### **Raw Materials to make Liquid Sodium Chlorite (Bottle A)**

eBay: [LINK HERE](#) (at the time of this writing, they seemed to be out of the flakes)

Other Vendor Sites: [LINK HERE](#)

### **Raw Materials to make Liquid Hydrochloric Acid (Bottle B)**

Home Depot Hardware Store: [LINK HERE](#) (Klean Strip is approx. 20% HCL, I believe)

Amazon: [LINK HERE](#) (This sellers product was about 31.5%)

Note: These links are very temporary and may change after the printing of this book. In the [Training Book TUA University](#), you can find much more info and links on finding materials.

**2. How much Chlorine Dioxide would an average person use in a year?**

After making my first batch of 32 ounces of it, I wondered how long it would last or how many people it could treat. My short answer is on my spreadsheet link under the tab titled “1 Person 1 Year numbers”. The answer is between 6-12 ounces of Chlorine Dioxide per year depending on the weight, age and health of the person. These numbers also include what it would take to purify a gallon of drinking water for that same person (in case of emergency situations) each day. Here’s the video - [Cost and Quantity needed for 1 person per year](#): <https://www.brighteon.com/4078d2ab-c1d3-4b2d-8089-f2495116b025>

**3. How long can I store Activated Chlorine Dioxide?**

Once ClO<sub>2</sub> is mixed and diluted in a liquid, the molecules begin to slowly “gas off” into the air from the surface of the water. As this happens, the mix loses its potency. There are three things that help to slow this down: Cold Temperatures (below 51 degrees), Airtight containers and a small air gap in the container that you are using. If you follow these things in storing ClO<sub>2</sub>, you can keep it for weeks before it loses its potency. However, I have heard that a freshly mixed cup of activated CD has the strongest potency. You can decide which to use depending on your goals. If you are just doing a general detox Protocol 1000, you might be fine with a premixed bottle in the fridge. However, if you are trying to focus on an issue of gout or a UTI, you may want to use the freshly mixed Chlorine Dioxide. The main thing that you are looking for is improvement as you clean out the pathogens and other toxins from the body.

**4. How do I know if my Chlorine Dioxide is at the correct potency?**

The most accurate way to make sure that your potency is correct with Chlorine Dioxide is to buy your own [test strips from a store](#). It costs around \$10-15 for a bottle of 50 strips. They need to specifically be labeled for Chlorine Dioxide parts per million. Follow the directions on the bottle and you will know. It needs to be about 8-10 parts per million per activated drop of sodium chlorite in a 4-oz cup of water. After you have mixed dozens and dozens of drops, you will get a feel for how yellow/brown the colors of the mix should be for a 1, 3 and bigger drop mix. Just using your judgment of the yellow liquid mixed color is a pretty good way to see after you have done it many times. (Note: The test strips can be carefully cut down the lengths in half so that you can double your number of strips)

**5. If I wanted Chlorine Dioxide for an emergency-storage kit, what would I need?**

I have a video that shows what to get for under \$200. It is enough to treat a full family for over a year. Here are a couple of videos on it and I’ll make at least one more that talks about DMSO and a few other things.

- a. [My Bug out Bag for under \\$200](#)  
<https://www.brighteon.com/b67de23b-6cd9-42bd-a8fe-6169d7941302>
- b. [Emergency Supplies for a Home Pharmacy](#)

<https://www.brighteon.com/09ba16aa-c292-4be8-a3b2-27d481a2b9fb>

**6. Is setting up a home-lab hard? What do I need?**

Mine is not fancy at all. I buy things second-hand whenever I get the chance. The main thing is that it is clean, safe and that my numbers for mixing are accurate. Here's a video where I show everything in my lab. Outside of the extra bottles, it all fits on a roller cart that I use to make my demo videos on. [Making your home lab:](#)

<https://www.brighteon.com/760c6548-d92d-48ab-ba2b-eeac790b3bfc>

**7. What are some of the more common sicknesses with kids that Chlorine Dioxide can treat and how do you treat them?**

I put together a video that goes through 12 of the most common sicknesses that a family with kids can get and how to use ClO<sub>2</sub> to treat them. These are Ear Infections, Flu, Strep Throat, Sunburns, UTI's, Stomach Aches, Burns, Rashes, Cuts/Boils, Pink Eye, Sinus Infections, & Acne. On a lot of these, you would need to use the Startup Procedure to make sure that you didn't jolt their body with pathogen kills. Maybe just a day or so of startup and the sick person will start to respond to the illness. Then you would follow the video instructions. [Top 12 illnesses with kids](#) treated with Chlorine Dioxide:

<https://www.brighteon.com/focfdc23-1ca4-4761-ad7b-fo4dd7dee660>

**8. Does Chlorine Dioxide and/or Browns Gas really stop Covid-19 and all of its variants?**

Yes, yes, yes and yes! I've seen this question asked so many times and it is such an easy thing to do. **With MMS** it is with a 6 and 6 dose followed by a Protocol 1000 for at least 2-3 weeks. **With CDS** it is a Protocol F for an hour or 2, then Protocol C. **With Brown's gas**, use the Bubbled water at least 3 times a day (like morning, afternoon, evening) until you get past the initial virus symptoms of fever, chills etc. and then go to the water and gas use. (Don't breathe the gas when you are in the middle of the initial symptoms because the Ex-W actually gives the virus some extra strength.) Breathe the gas and drink the bubbled water daily to get past the long-term symptoms. **With Calcium Hypochlorite (Dry Powder in Capsules) just do Protocol 4000** but be sure to start slowly, eat some food with each dose and drink plenty of water to wash it down.

## Chapter 16: FINAL THOUGHTS: The Work of Change

### CHANGE IS HARD!

We don't want to do it! Even if it means that things could get much better from change, it is difficult. I have been working to explain these benefits of Clo<sub>2</sub>, Browns Gas and other molecular medicines to family and friends and have seen their faces look blank. It is as if they feel sorry for me because I believe in all of this. But then, I see them suffer headaches, flu's, sinus infections, covid-19 and other diseases without having any other options than pharmaceutical remedies or just plain suffering. We tend to just want to keep our



heads down and continue with the Status Quo of life because change is uncomfortable. When it comes to medicine, most of us have grown up in a generation of Pharmaceutical Drugs, Surgery and continual reminders that Healthcare is supposed to be complex and expensive. An example of this is how we treat a common child with an earache. I will run through two different scenarios of this below:

#### **Earache with your Child (Traditional Medicine)**

##### **Scenario 1:**

If you have a young child, you have a hard night with them crying and with a low fever. It looks like the child has an earache. You need to wait until morning and then you can get on the phone and make a **call to a doctor's office** to see if they can see your child that day. A **secretary schedules the appointment** for you. But first, you need to discuss **insurance coverage** and if the doctor even will work with your family's **health care plan**. If they will, you can schedule the appointment. You **rearrange the schedule of your day** so that you can **take your child** to a Doctor and take your sick child to an office where there are going **to be other sick children**. The office is nice and well decorated for children. The furniture is high quality as well. (All of **these things cost money that you are paying for** through your insurance.) After waiting for 10-30 minutes with **others**

#### **Earache with your Child (Molecular Medicines)**

##### **Scenario 1:**

Your **child didn't get sick** because they were on a Protocol 1 with Chlorine Dioxide OR they were drinking Hydrogen bubbled water each day as a part of their daily routine.

##### **Scenario 2:**

Your child has symptoms of an earache in the night and you **immediately give them a child version of a dose** of the 6 & 6 mms followed by a Protocol 1000 OR a Protocol C of the CDS dose. You also prepare some Clo<sub>2</sub> Ear drops and give it to them. **They feel better within 2-3 hours** and much better in the morning. They

**SIMPLE Molecular Medicines:** *NOT CURES for a Disease, SOLUTIONS for all Disease*

Brian Stone, MBA, Ph D.

**coughing around you**, you are escorted into a small waiting room by a professional nurse. On the way, he/she weighs your child and checks for vital information like temperature and blood pressure. After sitting in the smaller waiting room, the Doctor comes in and you talk about the symptoms of your child. You have been to the doctor in the past with your child's earaches and you are pretty sure that it is the same thing. However, the doctor still needs to look into your child's ear with an otoscope and verify that it is infected. (They **charge you a fee for this professional consultation** and visual test.) The Doctor writes up a **prescription** and gives it to you to take to the Pharmacy. This means that you have **another stop to make**. As you leave the Doctors office, you make a co-payment of about **\$20-40 for the visit**. Your insurance company pays the rest of the actual bill, which may come to over a hundred dollars. Then, you go to the **pharmacy store** and drop off the prescription for antibiotics and **wait between 20-120 minutes** for them to have it ready. You **pay another \$10-30** for the medicine. Your **insurance pays the rest** of the cost if it is more expensive. At this point, **for the next day, your child is still in pain**, even though you have been giving them the antibiotics. That is because **it takes a full day or so before the infection and inflammation start to reside** and they can sleep more peacefully and feel like doing normal things again.

Traditional Medicine Option

**Total cost: \$30 - 50 if you are insured.**

**Time to recover: 2+ days**

continue with their life.

Molecular Medicine Option

**Total Cost: 10 cents**

**Total Time: 3-4 hours**

So, this scenario is for a simple ear infection in the left column that happens all the time with us and our children. You can write a parallel story for UTI's, Strep Throat or any type of Virus Infection that people get and come out with similar results in terms of cost and time. (Actually, UTI's take several days of traditional antibiotics before you get relief and maybe a day or so with Clo2). If you increase the seriousness of the sickness to something chronic like autoimmune disease, cancer, arthritis, Lyme disease, kidney problems etc. the cost and time to recover with Left-Column medicine goes up astronomically because they require a steady stream of payments



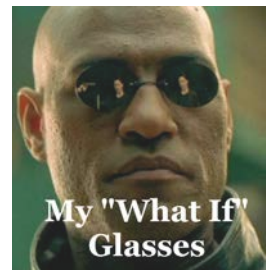
**SIMPLE Molecular Medicines:** NOT CURES for a Disease, SOLUTIONS for all Disease

Brian Stone, MBA, Ph D.

for medications (and sometimes, surgeries). Additionally, the time to recover goes to “infinity” or “never” because there is no known cure for these issues in the traditional healthcare models. Yet, for the Molecular Medicines, it takes between days and weeks (and maybe months on some occasions) with a few dollars for the cost.

*In spite of the possibilities, we still live in a “Left-Column” world of medicine. We are trying to transition into the “Right-Column” system, but it takes time and work from those that understand the science and benefits of these, and other, Molecular Medicines.*

Then, once again, I put on my “**what if**” glasses and try to imagine a world where chronic and autoimmune diseases were reduced by 50-90%. What if cancer were reduced by 80-90% (to the levels that they were back in the 1970’s, when I was born). What if people could treat tumors in their homes, without surgery and without the high costs of hospital stays. What if the pandemic were “solved” with a few simple solutions instead of the billions of dollars that are being spent with the current system? What if most allergies disappeared for people who had been struggling with them for years? What if healthcare costs were to go down by about 90% because the need to treat sickness, in general, dropped drastically. What if the need for medical professionals went down by 90%?



<b>Final Question:</b> What would all of these Healthcare professionals do if the demand for workers was cut in half or more?	<b>Answer:</b> Something even better.
--	--

They are already some of the brightest and most talented people in the world. They have already proved themselves through the education and medical system so that they could be where they are now. Chances are, they will find something even more noble and wonderful to do with their lives with their talents that will also benefit the world.

**Age of Information vs. Age of Discernment**

This transitional change of accepting simpler medicines is difficult. Again, Change is Hard. Accepting new medicines that work better, new business models that aren’t as profitable and new careers that aren’t as lucrative is a big part of it. But the truth is moving forward. And the best thing about it is that the sick are the ones that are benefiting the most. They are recovering from diseases that they were told were incurable. They have recovered from the Crisis and Pain of being sick and now they want to tell the world about this new science as they share their story. And as they share their messages, the powers that be are trying to squelch the message and vilify those that share it.

**SIMPLE Molecular Medicines:** *NOT CURES for a Disease, SOLUTIONS for all Disease*

Brian Stone, MBA, Ph D.

As we move forward with this kind of change, it becomes difficult to know who is telling the truth. We look online and see opposing messages. One side tries to downplay these Molecular Medicines with fear tactics and false narratives. The other side continues to testify that “these things simply work”. The Information age that started a couple of decades ago has now become a jumbled mess of conflicting messages that make it difficult to know what is right and what path we should follow.

In my final paragraphs of this book I want to propose that **The Information Age is now behind us.** Everyone has a phone and computer and can access information on anything we want. We can look up any piece of data, story and video that is available to the world. With this, we can scientifically prove two opposite sides of an issue of health, politics, or lifestyle with all of the data that social media has to offer. **We now live in the Age of Discernment.** We have to study things out in our minds, prove all things that are important to us and hold fast to all that is good. We need to be wise in our learning before we make decisions of change. This takes work. It takes study and it takes testing. If we are not willing to do this work for our health, then we will continue down the road of increasing sickness, no cures and increased side effects because of the medications that we are given.



There is a better way. However, it is not for everyone. We all need to choose to change, and change is difficult. I invite you to test these things and share your experiences so that others can learn from you.

Poem “**Pandemic Proof**”: By The Curious Outlier, a friend of mine

Pandemic Proof  
People round the world  
Are finding out the truth.  
About a simple substance  
That makes us pandemic proof.  
No bad virus or bacteria  
Can survive when it's around  
If it's used appropriately  
The results are quite profound  
This substance is not new  
For decades it's been hidden  
The FDA and big pharma  
Gnash their teeth because it's not forbidden.  
I've seen it cure malaria  
And typhoid is no match  
Smallpox and the plague  
It can easily dispatch  
What this stuff can do  
Cannot be overstated.

A universal antidote  
By NASA it was rated.  
But now the powers that be  
Tell you it's a poisonous bleach. To hide its true  
potential  
And keep it out of reach.  
Since they really need it  
But want to keep its powers concealed  
They have put a plan in place  
To ensure it's not revealed  
They make you think its poison  
And to drink it you would die  
Don't believe their propaganda  
See through this terrible lie.  
Pandemic proof the world would be  
Is why this poems wrote  
I hope that one and all can have  
The Universal Antidote.  
<https://TheUniversalAntidote.com>

## Chapter 17: FUTURE POSSIBLE CHAPTERS

The Following are possible future chapters that I may include in this book (Editions 4, 5 and 6) that help the readers learn about what they are and how to use them. The criteria that I use for choosing a topic are that they need to do the following:

- 1. Work against disease and/or injury.**
- 2. Be inexpensive. Cheap enough for almost anyone to afford.**
- 3. Needs to be simple enough to put together, learn and teach to yourself and others.**

- **Bentonite Clay**

Sorry! Not enough time for this edition of the book to include a chapter on bentonite clay. I do, however, have a couple of reference links on it below.

**Book Reference for using Bentonite Clay**

<https://drive.google.com/file/d/1SSvw6e2IZVCJtZA7F-EqbUaDkFEF7d-a/view?usp=sharing>

**Sample Article on using Bentonite Clay**

<https://www.medicalnewstoday.com/articles/325241#removing-toxins-from-the-body>

- **Hydrogen Peroxide**

Book

The One-minute Cure

- **Ozone Therapy (O<sub>3</sub>)**

- **Sodium Ascorbate (Ph Neutral Vitamin C)**

# INDEX

## I. Protocol Treatments based on Testimonials (MMS Only)

(I do not advocate nor teach about enema parts of the protocols)

<b>A</b>	
<b>Acid Reflux Disease</b>	Protocol 1000
<b>Acne</b>	Protocol 1000, protocol 3000 application to affected area once per day, spray solution (10 drops per ounce) application hourly for another 8-9 hours, bag protocol once per day to treat areas other than face
<b>Allergies</b>	Protocol 1000. Depending on type of allergy, once daily baths, bag protocol, spray bottle protocol (10 drops per ounce) and/or inhalation therapy (using no more than 2 activated drops MMS and breathing very lightly)
<b>ADHD (Attention Deficit Hyperactivity Disorder)</b>	Protocol 1000
<b>Altitude Sickness</b>	Protocol 1000 in advance of exposure to high altitude is best, but at sudden onset administer 6 and 6 protocol and then go to protocol 1000
<b>Alzheimer's Disease</b>	Protocol 1000 and then 2000 if no progress in 2 weeks
<b>Andropause</b>	Protocol 1000
<b>Anorexia Nervosa</b>	Protocol 1000
<b>Arthritis</b>	Protocols 1000 and 3000 (Also, Spray on hurt areas with 10/1 dosage followed by dmso)
<b>Asperger's Syndrome</b>	Protocol 1000
<b>Asthma</b>	Protocol 1000 and inhalation therapy (caution: use no more than 2 activated drops MMS and breathe lightly)
<b>Autism</b>	Protocol 2000 (increase dose amounts very slowly), enemas with or without DMSO.
<b>B</b>	
<b>Back Pain</b>	Protocol 1000, protocol 3000 applied once only to affected area, enema protocol
<b>Bladder Cancer</b>	Protocols 2000 and 3000
<b>Bone Cancer</b>	Protocols 2000 and 3000, bath protocol, bag protocol, enema protocol, inhalation therapy (use no more than 2 activated drops MMS and breathe gently)
<b>Bad Breath (Halitosis)</b>	Protocol 1000, tooth and tongue brushing with 10 activated drops MMS per ounce water solution
<b>Baldness</b>	Spray mixture (10 activated drops per ounce) on scalp once per hour for 10 hours per day, protocol 1000
<b>Bipolar Disorder</b>	Protocol 1000
<b>Brain Cancer</b>	Protocols 2000 and 3000, bath protocol, bag protocol, enema protocol, inhalation therapy (use no more than 2 activated drops MMS and breathe gently)
<b>Brain Injury</b>	Protocol 1000
<b>Brain Tumors</b>	Protocols 2000 and 3000, bath protocol, bag protocol, enema protocol, inhalation therapy (use no more than 2 activated drops MMS and breathe gently)

**SIMPLE Molecular Medicines:** *NOT CURES for a Disease, SOLUTIONS for all Disease*

Brian Stone, MBA, Ph D.

<b>Breast Cancer</b>	Protocols 2000 and 3000, douche with 25 activated drops in one liter water every other day (this has been successful for women because it gets the MMS to the breast via the cervix), bath protocol, bag protocol, enema protocol, inhalation protocol (use no more than 2 activated drops MMS and breathe gently)
<b>Bronchitis</b>	Protocol 1000, inhalation therapy (use no more than 2 drops activated MMS and breathe gently), protocol 3000 one time only per day to chest
<b>Burns</b>	Directly apply unactivated MMS to burn only 3-5 minutes, then rinse it off. If you do not understand any part of "rinse it off", then do not do this!
<b>Bursitis</b>	Protocol 1000, protocol 3000 only 1-3 times per day to affected areas, bath protocol
<b>C</b>	
<b>Cancer</b>	Protocols 2000 and 3000, bath protocol, bag protocol, enema protocol, inhalation protocol (use no more than 2 drops of activated MMS and breathe gently)
<b>Canker Sores/Cold Sores</b>	Protocol 1000, spray bottle protocol (10 activated drops per ounce)
<b>Carpal Tunnel Syndrome</b>	Protocol 1000, Protocol 3000 application to affected area 1-3 times per day
<b>Celiac Disease</b>	Protocol 1000, enema protocol
<b>Cervical Cancer</b>	Protocols 2000 and 3000, douche protocol, enema protocol, bath protocol, bag protocol, inhalation protocol (use no more than 2 activated drops MMS and breathe gently)
<b>Cholesterol</b>	Protocol 1000
<b>Chronic Obstructive Pulmonary Disease (COPD)</b>	Protocol 1000, inhalation therapy (use no more than 2 activated drops MMS and breathe lightly)
<b>Colon Cancer</b>	Protocol 2000 and 3000, enema protocol, bath protocol, bag protocol, inhalation therapy (use no more than 2 activated drops MMS and breathe gently)
<b>Congestive Heart Failure</b>	Protocol 1000
<b>Cradle Cap</b>	Spray scalp with spray bottle solution (10 drops MMS per ounce water)
<b>Crohn's Disease</b>	Protocol 1000, enema protocol
<b>Candida</b>	Protocol 1000, enema protocol, bag protocol, douche protocol for females, bath protocol
<b>Conjunctivitis (Pink Eye)</b>	Prepare a solution of 4 activated drops MMS in 1/2 cup water and drop 2-3 drops in each eye every hour until well; protocol 1000
<b>D</b>	
<b>Dandruff</b>	Spray scalp with spray bottle solution (10 activated drops MMS per 1 ounce water) several times per day. Causes bleaching over time.
<b>Deep Vein Thrombosis</b>	Protocol 1000
<b>Depression</b>	Protocol 1000
<b>Diabetes</b>	Protocol 1000, if no results in 2 weeks, then 2000 for as long as it takes
<b>Diaper Rash</b>	Spray affected area with spray bottle solution (10 activated drops per ounce water)
<b>Diarrhea</b>	6 and 6 then protocol 1000
<b>Diverticulitis</b>	Protocol 1000
<b>Down Syndrome</b>	Protocol 1000

**SIMPLE Molecular Medicines:** *NOT CURES for a Disease, SOLUTIONS for all Disease*

Brian Stone, MBA, Ph D.

<b>Drug Abuse</b>	Protocol 1000
<b>Dysfunctional Uterine Bleeding</b>	Protocol 1000, douche protocol
<b>Dyslexia</b>	Protocol 1000
<b>Dengue Fever</b>	Protocol 1000
<b>E</b>	
<b>Ear Infections</b>	Activated 4 drops MMS and add 1/2 cup water. Drop several drops into affected ear and allow to penetrate deeply lying on your side.
<b>Eating Disorders</b>	Protocol 1000
<b>Eczema</b>	Spray bottle protocol (10 activated drops MMS per ounce water), protocol 1000
<b>Endometriosis</b>	Protocol 1000, douche protocol
<b>Enlarged Prostate</b>	Protocol 1000, enema protocol
<b>Epilepsy (Seizure)</b>	Protocol 1000
<b>Erectile Dysfunction</b>	Protocol 1000
<b>Eye Problems</b>	Activate 4 drops MMS and add 1/2 cup water. Use a dropper to put several drops in each eye every hour for 10 hours, protocol 1000
<b>F</b>	
<b>Fibroids</b>	Protocol 1000, then 2000 if no results in 2 weeks
<b>Fibromyalgia</b>	Protocols 1000 and 3000
<b>Fracture</b>	Protocol 1000
<b>Flu</b>	6 and 6 protocol, then protocol 1000, inhalation therapy (use no more than 2 activated drops MMS and breathe gently)
<b>G</b>	
<b>Gallbladder Disease</b>	Protocol 1000
<b>Gallstones</b>	Protocol 1000
<b>Generalized Anxiety Disorder</b>	Protocol 1000
<b>Genital Herpes</b>	Protocol 1000, spray bottle protocol
<b>Genital Warts</b>	Protocol 1000, spray bottle protocol, douche protocol
<b>Glomerulonephritis (Nephritis)</b>	Protocol 1000
<b>Gonorrhea</b>	Protocol 1000, douche protocol for females
<b>Gout</b>	Protocol 1000, protocol 3000 to affected joints
<b>Gum Disease</b>	Apply solution of 4 activated drops MMS with 1/2 cup water with toothbrush 3 times per day after meals. Brush gums, gumline and tongue well. In serious cases, may also apply DMSO with toothbrush once per day for deeper penetration.
<b>H</b>	



**SIMPLE Molecular Medicines:** *NOT CURES for a Disease, SOLUTIONS for all Disease*

Brian Stone, MBA, Ph D.

<b>Herpes</b>	Protocol 1000, spray bottle protocol
<b>Headache</b>	6 and 6 protocol, then protocol 1000
<b>Heart Disease</b>	Protocol 1000
<b>Hemorrhoids</b>	spray bottle protocol, enema protocol, protocol 1000
<b>Hepatitis</b>	Protocol 1000
<b>HIV/AIDS</b>	Protocol 2000, protocol 3000, bath protocol, bag protocol
<b>Hives</b>	Protocol 1000, spray bottle protocol, bath protocol, bag protocol
<b>Hyperglycemia (High Blood Sugar)</b>	Protocol 1000, after 2 weeks may switch to protocol 2000 if needed
<b>Hypertension (High Blood Pressure)</b>	Protocol 1000
<b>Hyperthyroidism</b>	Protocol 1000
<b>Hypothyroidism</b>	Protocol 1000, 50-100mg iodine supplement daily
<b>I</b>	
<b>Influenza</b>	6 and 6 protocol, protocol 1000
<b>Insulin Dependent Diabetes Mellitus</b>	Protocol 1000, may switch to protocol 2000 after 2 weeks if necessary
<b>Iron Deficiency Anemia</b>	Protocol 1000, may also need vitamin B12 and/or iron supplements
<b>Irritable Bowel Syndrome</b>	Protocol 1000, enema protocol
<b>Itching</b>	Spray bottle protocol
<b>J</b>	
<b>Joint Pain</b>	Protocol 1000, protocol 3000 application once per day to joints
<b>Juvenile Diabetes</b>	Protocol 1000, may switch to protocol 2000 after 2 weeks if needed
<b>Juvenile Rheumatoid Arthritis</b>	Protocol 1000, protocol 3000 once per day
<b>K</b>	
<b>Kidney Diseases</b>	Protocol 1000
<b>Kidney Stones</b>	Protocol 1000 with lots of water
<b>L</b>	
<b>Leukemia</b>	Protocol 2000, protocol 3000, bath protocol, bag protocol
<b>Liver Cancer</b>	Protocol 2000, protocol 3000, enema protocol, bag protocol, bath protocol, inhalation protocol (use no more than 2 activated drops and breathe gently)
<b>Lung Cancer</b>	Protocol 2000, protocol 3000, inhalation therapy (use no more than 2 activated drops and breathe gently), bag protocol, bath protocol, enema protocol
<b>Lyme Disease</b>	Protocol 2000, protocol 3000, bag protocol, bath protocol
<b>M</b>	

**SIMPLE Molecular Medicines:** *NOT CURES for a Disease, SOLUTIONS for all Disease*

Brian Stone, MBA, Ph D.

<b>Mad Cow Disease</b>	Protocol 1000
<b>Malaria</b>	Give 15 drop dose, then wait 1-4 hours and give another 15 drop dose
<b>Mesothelioma</b>	Protocol 2000, protocol 3000, inhalation therapy (use no more than 2 drops and breathe gently), bath protocol, bag protocol
<b>Migraine</b>	6 & 6 protocol, then protocol 1000
<b>Mononucleosis</b>	Protocol 1000
<b>Multiple Sclerosis (MS)</b>	Protocol 2000
<b>N</b>	
<b>O</b>	
<b>Osteoarthritis</b>	Protocol 1000, protocol 3000
<b>Osteomyelitis</b>	Protocol 1000, bag protocol
<b>Osteoporosis</b>	Protocol 1000
<b>Ovarian Cancer</b>	Protocol 2000, protocol 3000, bag protocol, bath protocol, douche protocol, enema protocol, inhalation protocol (use no more than 2 activated drops and breathe gently)
<b>Ovarian Cyst</b>	Protocol 1000, douche protocol
<b>P</b>	
<b>Parkinson's Disease</b>	Protocol 1000, may switch to protocol 2000 after 2 weeks if necessary
<b>Peptic Ulcers</b>	Protocol 1000
<b>Pink Eye</b>	Prepare a solution of 4 activated drops MMS in 1/2 cup water and drop 2-3 drops in each eye every hour until well; protocol 1000
<b>Polio</b>	Protocol 1000
<b>Pneumonia</b>	Protocol 1000, inhalation therapy (use no more than 2 activated drops and breathe gently)
<b>Prostate Cancer</b>	Protocol 2000, protocol 3000, bath protocol, bag protocol, enema protocol, inhalation protocol (use no more than 2 activated drops and breathe gently)
<b>Psoriasis</b>	Protocol 1000, bag protocol, bath protocol
<b>Q</b>	
<b>R</b>	
<b>Restless Legs Syndrome</b>	Protocol 1000
<b>Rheumatoid Arthritis</b>	Protocol 1000, protocol 3000
<b>Rheumatic Fever</b>	Protocol 1000
<b>Ringworm</b>	Protocol 1000, gas protocol (Activate 6 drops MMS in a clear glass and place the mouth of the glass over the boil right-side-up in such a way that no liquid touches the skin. Leave in place for 5 minutes and NO MORE. Cover with Vaseline and a bandage and wait at least 4 hours before doing it again.)
<b>Rosacea</b>	Protocol 1000, spray bottle protocol
<b>S</b>	

**SIMPLE Molecular Medicines:** *NOT CURES for a Disease, SOLUTIONS for all Disease*

Brian Stone, MBA, Ph D.

<b>Severe Acute Respiratory Syndrome (SARS)</b>	6 and 6 Protocol, then protocol 1000, inhalation therapy (use no more than 2 activated drops and breathe gently)
<b>Sinus Infections</b>	Protocol 1000, also mix 4 activated drops MMS with 1/2 cup water and drop at least several drops into each nostril while lying down on your back on a bed and hanging your head over the edge, allowing the solution to penetrate deeply
<b>Skin Cancer</b>	Protocol 2000, protocol 3000 (apply solution directly to lesions), bag protocol, bath protocol
<b>Skin Rash</b>	Protocol 1000, spray bottle protocol, bath protocol, bag protocol
<b>Smallpox</b>	Protocol 1000
<b>Staph Infection (MRSA)</b>	Protocol 1000, gas protocol (Activate 6 drops MMS in a clear glass and place the mouth of the glass over the boil right-side-up in such a way that no liquid touches the skin. Leave in place for 5 minutes and NO MORE. Cover with vaseline and a bandage and wait at least 4 hours before doing it again.)
<b>Stomach Cancer</b>	Protocol 2000, protocol 3000, enema protocol, bag protocol, bath protocol
<b>Strep Throat</b>	protocol 1000, brush teeth and tongue and gargle with a solution of 10 activated drops MMS per ounce water
<b>Sunburn</b>	Spray bottle protocol once per hour (See Protocol Extras tab)
<b>Syphilis</b>	Protocol 1000, douche protocol for females, spray bottle protocol
<b>T</b>	
<b>Testicular Cancer</b>	Protocol 2000, protocol 3000, bath protocol, bag protocol
<b>Tooth Decay</b>	Brush teeth, gum line and tongue with 10 activated drops MMS per ounce water solution; activate 3 drops in a small glass or plastic container and place your mouth over the opening in such a way that none of the solution enters your mouth while you breathe through your nose. DO NOT INHALE FUMES. Just let the fumes into your mouth for 5 minutes and NO MORE.
<b>Tuberculosis (TB)</b>	Protocol 1000, inhalation protocol (use no more than 2 activated drops MMS and breathe gently)
<b>U</b>	
<b>Ulcers</b>	Protocol 1000, spray bottle protocol for skin ulcers; gas protocol for skin ulcers (Activate 6 drops MMS in a clear glass and place the mouth of the glass over the boil right-side-up in such a way that no liquid touches the skin. Leave in place for 5 minutes and NO MORE. Cover with vaseline and a bandage and wait at least 4 hours before doing it again.)
<b>Urinary Tract Infection (UTI)</b>	Protocol 1000
<b>V</b>	
<b>Vertigo</b>	Protocol 1000, mix 4 activated drops MMS in 1/2 cup water and drop 3-4 drops into ears every hour while laying on your side for 5 minutes (cover and keep the solution to use throughout the day)
<b>W</b>	
<b>X</b>	
<b>Y</b>	
<b>Yeast infection</b>	(Candida)Protocol 1000, douche protocol for females, spray bottle protocol
<b>Z</b>	

**SIMPLE Molecular Medicines:** *NOT CURES for a Disease, SOLUTIONS for all Disease*

Brian Stone, MBA, Ph D.

## LINKS AND TESTIMONIAL VIDEOS

<a href="#"><u>The Universal Antidote</u></a> (Documentary)	<a href="#"><u>Quantum Leap</u></a> (Documentary)	<a href="#"><u>TUA Training Book on Using Chlorine Dioxide</u></a> (Downloadable: Demo Videos and Links)	<a href="#"><u>Mark Grenon Story and Work</u></a>
<a href="#"><u>Covid-19 Free City in Bolivia</u></a>	<a href="#"><u>Lindsay Wagner (Actress)</u></a>	<a href="#"><u>Colombian Woman</u></a>	<a href="#"><u>Francillena (Famous Colombian Singer)</u></a>
<a href="#"><u>California Woman</u></a>	<a href="#"><u>Dr. Alan Keys (Politician)</u></a>	<a href="#"><u>Spain Cancer Survivor</u></a>	<a href="#"><u>Documentary "Exposed"</u></a>
<a href="#"><u>Jim Humble</u></a>	<a href="#"><u>Dr. Andreas Kalcker (Biophysicist)</u></a>	<a href="#"><u>Kerri Rivera Interview (Autism)</u></a>	<a href="#"><u>Hundreds more video and personally written testimonials</u></a>

Websites to learn more about Chlorine Dioxide:

<https://www.mmshealthyforlife.com/mms-lupus/>

<https://www.aspoonfulofmedicine.com/mms.php>

<https://mmsinfo.org/>

<https://raccoonmedicine.com/wp/2020/03/14/cd-chlorine-dioxide-explained-in-3-min/>

<https://jimhumble.co/>

<https://www.kerririvera.com/>

<https://g2churchbooks.org/>

<https://andreaskalcker.com/>

<https://stillnessinthestorm.com/2020/03/the-truth-about-mms-chlorine-dioxide-that-they-dont-want-you-to-know-destroying-the-illusion/>

<p><b>Telegram Social Media Groups</b></p> <p><a href="https://t.me/mms_health_videos">https://t.me/mms_health_videos</a>  <a href="https://t.me/theuniversalantidote">https://t.me/theuniversalantidote</a>  <a href="https://t.me/chlorinedioxidetruth">https://t.me/chlorinedioxidetruth</a></p>	<p><b>MeWe Social Media Groups</b></p> <p><a href="https://mewe.com/join/mmsmiraclemineralsolution">https://mewe.com/join/mmsmiraclemineralsolution</a></p>
<p><b>Gab.com</b></p> <p><a href="https://gab.com/StoneMolecular">https://gab.com/StoneMolecular</a></p>	<p><b>My MeWe Group</b></p> <p><a href="https://mewe.com/join/chlorinedioxidetruth">https://mewe.com/join/chlorinedioxidetruth</a></p>

<https://chlorinedioxidetruth.weebly.com/>

**SIMPLE Molecular Medicines:** *NOT CURES for a Disease, SOLUTIONS for all Disease*  
 Brian Stone, MBA, Ph D.

## EDUCATIONAL VIDEOS:

### The ABC's of MMS

Video Index	Quick Title	Watch Video Here	Download Video From Here
<b>Intro</b>	<b>Intro of Me</b>	<a href="#">INTRODUCTION TO MMS: Who I am and why it would interest you?</a>	<a href="https://drive.google.com/file/d/1c2GyMpQSlbWkM889m6jrDnEMG52F6vEc/view?usp=sharing">https://drive.google.com/file/d/1c2GyMpQSlbWkM889m6jrDnEMG52F6vEc/view?usp=sharing</a>
<b>Intro Sheet</b>	<b>Spreadsheet Info</b>	Video: <a href="#">Link to Spreadsheet:</a>	<a href="https://docs.google.com/spreadsheets/d/1v5thZf3FTXQ3IA8jN1NOMOEa0Ns7ETfPVR8IiPGo7i4/edit?usp=sharing">https://docs.google.com/spreadsheets/d/1v5thZf3FTXQ3IA8jN1NOMOEa0Ns7ETfPVR8IiPGo7i4/edit?usp=sharing</a>
<b>A</b>	<b>MMS Quick Facts</b>	<a href="#">A. MMS: "Quick Facts" Introduction to Chlorine Dioxide as a health supplement &amp; medicine</a>	<a href="https://drive.google.com/file/d/1zvrQy09DrgcNyXjLuMVD7sZiGNQ_L43N/view?usp=sharing">https://drive.google.com/file/d/1zvrQy09DrgcNyXjLuMVD7sZiGNQ_L43N/view?usp=sharing</a>
<b>B</b>	<b>1-drop demonstration</b>	<a href="#">B. MMS DIY: 1-drop Mixing Demonstration into 4 oz of water</a>	<a href="https://drive.google.com/file/d/1UASJY9SDnBfZsGn7vuHRIS1YGB213DiU/view?usp=sharing">https://drive.google.com/file/d/1UASJY9SDnBfZsGn7vuHRIS1YGB213DiU/view?usp=sharing</a>
<b>C</b>	<b>First 7 days - Herxheimer</b>	<a href="#">C. MMS: The First Seven Days Taking a Chlorine Dioxide "Protocol"....Remember the H's</a>	<a href="https://drive.google.com/file/d/1SLfHhUGC1VP-FEjGp9SZuHVfjxftYFk/view?usp=sharing">https://drive.google.com/file/d/1SLfHhUGC1VP-FEjGp9SZuHVfjxftYFk/view?usp=sharing</a>
<b>D</b>	<b>First 28 days</b>	<a href="#">D. MMS: My first 28 days taking Chlorine Dioxide. A day-to-day Journal record.</a>	<a href="https://drive.google.com/file/d/1g33OZHLKSmukGDNUhMbm_ZJxQfEjDJ_/view?usp=sharing">https://drive.google.com/file/d/1g33OZHLKSmukGDNUhMbm_ZJxQfEjDJ_/view?usp=sharing</a>
<b>E</b>	<b>Starting Procedure</b>	<a href="#">E. MMS DIY: First time taking it...How to mix...why you should start small (Starting Procedure)</a>	<a href="https://drive.google.com/file/d/1Q5gPdEsiOS-LHzC7x3f9FSZfZnEm1BL7/view?usp=sharing">https://drive.google.com/file/d/1Q5gPdEsiOS-LHzC7x3f9FSZfZnEm1BL7/view?usp=sharing</a>
<b>F</b>	<b>Maintenance</b>	<a href="#">F. MMS: What is a "Maintenance Protocol" dosage? How often and how much to take it?</a>	
<b>G</b>	<b>Protocol 1000 &amp; 1000+</b>	<a href="#">G. MMS: Protocol 1000 and Protocol 1000+ explained in detail. Also, a little on the "Maintenance Dosage".</a>	<a href="https://drive.google.com/file/d/145GCvRzRUYN2VfGx-tKHE_ILOddOKuxp/view?usp=sharing">https://drive.google.com/file/d/145GCvRzRUYN2VfGx-tKHE_ILOddOKuxp/view?usp=sharing</a>
<b>H</b>	<b>Protocol 2000</b>	<a href="#">H. MMS: Protocol 2000 Explained in detail.</a>	<a href="https://drive.google.com/file/d/1cY73jyLweyzADl1hyCKwpQhk027IEbq/view?usp=sharing">https://drive.google.com/file/d/1cY73jyLweyzADl1hyCKwpQhk027IEbq/view?usp=sharing</a>
<b>I</b>	<b>DMSO 1</b>	<a href="#">I. MMS: DMSO, What it is and how it gives Chlorine Dioxide a boost.</a>	
<b>J</b>	<b>MMS 2</b>	<a href="#">J. MMS: What is MMS 2? How is it different from the normal MMS 1 (activated sodium chlorite)</a>	<a href="https://drive.google.com/file/d/1sVvAHcZ0BK5slUt7tyhKBts25bAmEppqD/view?usp=sharing">https://drive.google.com/file/d/1sVvAHcZ0BK5slUt7tyhKBts25bAmEppqD/view?usp=sharing</a>

**SIMPLE Molecular Medicines:** *NOT CURES for a Disease, SOLUTIONS for all Disease*

Brian Stone, MBA, Ph D.

<b>K</b>	<b>Protocol 3000</b>	<a href="#">K. MMS: Protocol 3000 Explained in detail. (The Most Intensive and Powerful Protocol for Disease)</a>	<a href="https://drive.google.com/file/d/1xNJB0AFKjLxA_Kh2Sqyln1AE2AWa5KDF/view?usp=sharing">https://drive.google.com/file/d/1xNJB0AFKjLxA_Kh2Sqyln1AE2AWa5KDF/view?usp=sharing</a>
<b>L</b>	<b>Protocol 4000</b>	<a href="#">L. Protocol 4000 with Calcium Hypochlorite (MMS 2) Explained in Detail</a>	
<b>M</b>	<b>Protocol 1</b>	<a href="#">Easiest Maintenance Protocol of them All</a>	
<b>N</b>			
<b>O</b>	<b>MMS 1 Capsules</b>	<a href="#">O. MMS: How to make and take MMS 1 drops in a Capsule. Preparation and Demonstration. (No sour taste!)</a>	<a href="https://drive.google.com/file/d/1InlF4upaPyQrOXJBzeG5Phuxu8ctZBT3/view?usp=sharing">https://drive.google.com/file/d/1InlF4upaPyQrOXJBzeG5Phuxu8ctZBT3/view?usp=sharing</a>
<b>P</b>	<b>Spray Bottle</b>	<a href="#">P. MMS: Spray Bottle Mix Demonstration: 10-drops in 2 oz water</a>	<a href="https://drive.google.com/file/d/1-zzd7sZ3334g6kCh1p-f2IMWslGvHP8V/view?usp=sharing">https://drive.google.com/file/d/1-zzd7sZ3334g6kCh1p-f2IMWslGvHP8V/view?usp=sharing</a>
<b>Q</b>	<b>Bug Out bag \$180</b>	<a href="#">Q. MMS: "Bug Out" go-bag Pharmacy supplies with MMS for under \$200. (SHTF Prepper Medicine)</a>	<a href="https://drive.google.com/file/d/17eRo3h2IR7d_a-hcpSbmTZTlw5zjyHhz/view?usp=sharing">https://drive.google.com/file/d/17eRo3h2IR7d_a-hcpSbmTZTlw5zjyHhz/view?usp=sharing</a>
<b>R</b>	<b>Med Supplies</b>	<a href="#">R. MMS: Medicine Supplies in my Emergency Storage. (SHTF Prepper Medicine)</a>	<a href="https://drive.google.com/file/d/1AKztgEdVZTblo70kmgOqTh-n8lYNgpyC/view?usp=sharing">https://drive.google.com/file/d/1AKztgEdVZTblo70kmgOqTh-n8lYNgpyC/view?usp=sharing</a>
<b>S</b>	<b>1 Person 1 Year</b>	<a href="#">S. MMS: Cost and quantity needed for 1 Person for 1 Year. (SHTF Prepper Medicine)</a>	<a href="https://drive.google.com/file/d/1FtKSHki62OkKazmFASTCzPCEmwr8hQOW/view?usp=sharing">https://drive.google.com/file/d/1FtKSHki62OkKazmFASTCzPCEmwr8hQOW/view?usp=sharing</a>
<b>T</b>	<b>Purify 1 Gallon - Redo</b>	<a href="#">T. MMS: Purifying Water with Chlorine Dioxide. How many drops and how dirty is the water?</a>	<a href="https://drive.google.com/file/d/1nlpUOrAR3qqeSN70POfv1w48WtCvH-5Z/view?usp=sharing">https://drive.google.com/file/d/1nlpUOrAR3qqeSN70POfv1w48WtCvH-5Z/view?usp=sharing</a>
<b>U</b>	<b>Make NaClO<sub>2</sub> (Sodium Chlorite)</b>	<a href="#">U. MMS: Making your own liquid Sodium Chlorite from 80% flakes down to 22.4% liquid</a>	<a href="https://drive.google.com/file/d/1_6q2qvUqK00uhvfSdk-F8ZoYy9SABUKM/view?usp=sharing">https://drive.google.com/file/d/1_6q2qvUqK00uhvfSdk-F8ZoYy9SABUKM/view?usp=sharing</a>
<b>V</b>	<b>Make HCL</b>	<a href="#">V. MMS DIY: Making your own Hydrochloric Acid from 20% down to 4%</a>	<a href="https://drive.google.com/file/d/1_PJRrcJc6b2d3w9516PV1NHyrUg8uBra/view?usp=sharing">https://drive.google.com/file/d/1_PJRrcJc6b2d3w9516PV1NHyrUg8uBra/view?usp=sharing</a>
<b>W</b>	<b>Free Books</b>	<a href="#">W. MMS: Free Books on MMS - "Imagine a world without Dis-ease". by Mark Grenon</a>	<a href="https://drive.google.com/file/d/1DkiUC_-xTUBIzMknJmOTdgN9UDyKULi/view?usp=sharing">https://drive.google.com/file/d/1DkiUC_-xTUBIzMknJmOTdgN9UDyKULi/view?usp=sharing</a>
<b>X</b>	<b>4 Pioneers</b>	<a href="#">X. MMS: The 4 Pioneers of Chlorine Dioxide as a Medicine</a>	<a href="https://drive.google.com/file/d/1r3R8a6DDw4oO60h6Bblaj6xEqjRGRcBh/view?usp=sharing">https://drive.google.com/file/d/1r3R8a6DDw4oO60h6Bblaj6xEqjRGRcBh/view?usp=sharing</a>
<b>Y</b>	<b>My Understanding</b>	<a href="#">Y. MMS - My Understanding of What it is and Does (Revised 11/18/20)</a>	<a href="https://www.brighteon.com/4bcd475-2a58-45fb-8ae4-4706d9e93cb9">https://www.brighteon.com/4bcd475-2a58-45fb-8ae4-4706d9e93cb9</a>



**SIMPLE Molecular Medicines:** *NOT CURES for a Disease, SOLUTIONS for all Disease*

Brian Stone, MBA, Ph D.

<b>Z</b>	<b>Top 12 Sicknesses</b>	<a href="#">Z. MMS: Top 12 treatments for common illnesses and injury in your family using Chlorine Dioxide (SHTF Prepper Medicine)</a>	<a href="https://drive.google.com/file/d/1j1h3S2JNbyY8FnbPaGL0rEcKBW33qY2u/view?usp=sharing">https://drive.google.com/file/d/1j1h3S2JNbyY8FnbPaGL0rEcKBW33qY2u/view?usp=sharing</a>
<b>AA</b>	<b>Spreadsheet math</b>	<a href="#">AA. MMS: Doing the math to mix my own Sodium Chlorite (22.4%), Hydrochloric Acid (4%) and DMSO (70%). (Free Spreadsheet Shared)</a>	<a href="https://drive.google.com/file/d/1U_cBk4aMGUxzXJaQDsl-sidzAWiPvBds/view?usp=sharing">https://drive.google.com/file/d/1U_cBk4aMGUxzXJaQDsl-sidzAWiPvBds/view?usp=sharing</a>
<b>AB</b>	<b>Big Pharma Hate</b>	<a href="#">AB. MMS: Why big Pharmaceuticals and Government don't like ClO2 as a medicine</a>	<a href="https://drive.google.com/file/d/1CHjN15RLwFLAmEYRNVAVfG1Nm1Ma0Mq2/view?usp=sharing">https://drive.google.com/file/d/1CHjN15RLwFLAmEYRNVAVfG1Nm1Ma0Mq2/view?usp=sharing</a>
<b>AC</b>	<b>PPM Testing</b>	<a href="#">AC. MMS: How to test parts per million for each drop of Chlorine Dioxide. Tests with water, cranberry juice and apple juice.</a>	<a href="https://drive.google.com/file/d/1zf375snoLjxeJnx8z-8CqtkhgyRd-Kq/view?usp=sharing">https://drive.google.com/file/d/1zf375snoLjxeJnx8z-8CqtkhgyRd-Kq/view?usp=sharing</a>
<b>AD</b>	<b>82 year old case</b>	<a href="#">AD. MMS: Protocol 1000 use with an elderly woman (82 years old) and her experience</a>	<a href="https://drive.google.com/file/d/1zDIKfbPOEGSMkkTvHLPZxRSSITLTLNxtW/view?usp=sharing">https://drive.google.com/file/d/1zDIKfbPOEGSMkkTvHLPZxRSSITLTLNxtW/view?usp=sharing</a>
<b>AE</b>	<b>32 oz mix - 24 drops</b>	<a href="#">AE. MMS DIY: Mixing 24 drops, in 32 oz water - Protocol 1000 for the day: (Also, how to make it a 2000 or 3000)</a>	<a href="https://drive.google.com/file/d/1_nf_iWck6CakHINI3HPmjdvV0hZtMJ8-/view?usp=sharing">https://drive.google.com/file/d/1_nf_iWck6CakHINI3HPmjdvV0hZtMJ8-/view?usp=sharing</a>
<b>AF</b>	<b>MMS vs Covid</b>	<a href="#">AF. MMS: Best scientific explanation so far about what Chlorine Dioxide does in the body</a>	<a href="https://drive.google.com/file/d/1O1YvXiPtRvDm1jgbnef08nkoJn-aQh0/view?usp=sharing">https://drive.google.com/file/d/1O1YvXiPtRvDm1jgbnef08nkoJn-aQh0/view?usp=sharing</a>
<b>AG</b>	<a href="https://www.comusav.com">COMUSAV.COM</a>	<a href="#">AG. MMS: COMUSAV.ORG A 3000-strong coalition of doctors worldwide pushing for the truth about Chlorine Dioxide</a>	
<b>AH</b>	<b>CDS vs Covid</b>	<a href="#">AH. MMS SPAIN: A Biologist explains how Chlorine Dioxide helps a Covid-19 patient towards recovery (English Subtitled)</a>	<a href="https://drive.google.com/file/d/11nOUzRHhcjptSPTML_pbn0DGdph0sle/view?usp=sharing">https://drive.google.com/file/d/11nOUzRHhcjptSPTML_pbn0DGdph0sle/view?usp=sharing</a>
<b>AI</b>	<b>80% drop in meds</b>	<a href="#">AI. MMS ARGENTINA/SPAIN: Molecular Biologist predicts that up to 80% of medicines could be replaced with Chlorine Dioxide (Subtitles)</a>	
<b>AJ</b>	<b>CDS vs Covid</b>	<a href="#">AJ. MMS COLOMBIA: Dr. explains how chlorine dioxide destroys the coronavirus (Subtitled)</a>	
<b>AK</b>	<b>Spray Bottle PPM</b>	<a href="#">AK. MMS: Spray bottle mix. Comparing between fresh and 2 week old mixes. (PPM test)</a>	<a href="https://drive.google.com/file/d/1utkQR1DBNZe3HchLeHKqp_IK3Ny5uEXV/view?usp=sharing">https://drive.google.com/file/d/1utkQR1DBNZe3HchLeHKqp_IK3Ny5uEXV/view?usp=sharing</a>
<b>AL</b>	<b>Spray Bottle Shirt</b>	<a href="#">AL. MMS: Spray Bottle experiment. Resurrecting a wet moldy stinky shirt with Chlorine Dioxide.</a>	<a href="https://drive.google.com/file/d/1V09zPet7hc14m7ms3gM-qVBFwg2xsJWS/view?usp=sharing">https://drive.google.com/file/d/1V09zPet7hc14m7ms3gM-qVBFwg2xsJWS/view?usp=sharing</a>
<b>AM</b>	<b>Spray Bottle 29</b>	<a href="#">AM. MMS SPRAY BOTTLE DEMONSTRATION: 29 things around the house that you can spray with Chlorine Dioxide</a>	
<b>AN</b>	<b>Detox Meds</b>	<a href="#">AN. MMS: Getting off meds and other addictive/toxic substances with Chlorine</a>	

**SIMPLE Molecular Medicines:** *NOT CURES for a Disease, SOLUTIONS for all Disease*

Brian Stone, MBA, Ph D.

		<a href="#">Dioxide. My "meds" Experience</a>	
<b>AO</b>	<b>Glyphosate</b>	<a href="#">AO. MMS: The Glyphosate Problem and the Chlorine Dioxide Solution.</a> <a href="#">Why your Stomach Hurts All the Time: Glyphosate</a>	<a href="https://drive.google.com/file/d/1ZFER3uTKY4BC0c0nvs9PuHdBXPB32CqdH/view?usp=sharing">https://drive.google.com/file/d/1ZFER3uTKY4BC0c0nvs9PuHdBXPB32CqdH/view?usp=sharing</a>
<b>AP</b>	<b>4 Months of MMS</b>	<a href="#">AP. MMS: 4 Months taking Chlorine Dioxide. My Experience.</a>	<a href="https://drive.google.com/file/d/1JQJpLYD62rWhOoPqXSChVaWhQzf4PLx8/view?usp=sharing">https://drive.google.com/file/d/1JQJpLYD62rWhOoPqXSChVaWhQzf4PLx8/view?usp=sharing</a>
<b>AQ</b>	<b>Censorship 1</b>	<a href="#">AQ. MMS: Censorship, Chlorine Dioxide and focusing on truth.</a>	<a href="https://drive.google.com/file/d/1RLwNvHpj020YzNoRfP04p2BcVws6VD9W/view?usp=sharing">https://drive.google.com/file/d/1RLwNvHpj020YzNoRfP04p2BcVws6VD9W/view?usp=sharing</a>
<b>AR</b>	<b>MMS Vs. Antibiotics</b>	<a href="#">AR. MMS vs. ANTIBIOTICS: Which is cheaper, faster and stronger against Strep, UTI's, Ear and Sinus Infections?</a>	<a href="https://drive.google.com/file/d/1UEk1P8NsixWUQDb5dkm2smQk8mp5fr_a/view?usp=sharing">https://drive.google.com/file/d/1UEk1P8NsixWUQDb5dkm2smQk8mp5fr_a/view?usp=sharing</a>
<b>AS</b>	<b>Capsules for Maintenance Dose</b>	<a href="#">AS. MMS: Taking a Maintenance Dose in Capsules (No sour taste!)</a>	<a href="https://drive.google.com/file/d/1x-clNZRLiXu4y14ORlydLJaikK4zTZAcq/view?usp=sharing">https://drive.google.com/file/d/1x-clNZRLiXu4y14ORlydLJaikK4zTZAcq/view?usp=sharing</a>
<b>AT</b>	<b>MMS forever? Or When to Stop?</b>	<a href="#">AT. MMS: How long are you supposed to take Chlorine Dioxide? (Is there an end?)</a>	<a href="https://drive.google.com/file/d/1er3J-Tjg71Qab0oZ9C6lwIUkppJXbFIX/view?usp=sharing">https://drive.google.com/file/d/1er3J-Tjg71Qab0oZ9C6lwIUkppJXbFIX/view?usp=sharing</a>
<b>AU</b>	<b>Covid-19 Dosage</b>	<a href="#">AU. MMS: So you have "THE VIRUS". How to treat it with Chlorine Dioxide.</a>	
<b>AV</b>	<b>MMS Lab at Home</b>	<a href="#">AV. MMS HOME LABORATORY: Check out my Chlorine Dioxide lab! You can do this too!</a>	
<b>AW</b>	<b>Download Videos Free</b>	<a href="#">AW. MMS: All my demo videos are FREE to download.</a>	
<b>AX</b>	<b>Free AudioBook</b>	AX. <a href="#">Audiobook Link</a>	

**SIMPLE Molecular Medicines:** *NOT CURES for a Disease, SOLUTIONS for all Disease*  
 Brian Stone, MBA, Ph D.

## EDUCATIONAL VIDEOS: SHORT DEMONSTRATIONS

Video Index	Quick Title	Explanation & Watch	Download Video for Free
1A	1-Drop Mix	<a href="#">1A. MMS QUICK-VIDS: 1-Drop Mix Demonstration</a>	<a href="https://drive.google.com/file/d/140-ZGQap_FUjF3nvr09rkKlp8ZG2FYLa/view?usp=sharing">https://drive.google.com/file/d/140-ZGQap_FUjF3nvr09rkKlp8ZG2FYLa/view?usp=sharing</a>
1B	3-Drop Mix	<a href="#">1B. MMS QUICK-VIDS: 3-drop mix for Protocols 1000, 1000+, 2000 and 3000</a>	<a href="https://drive.google.com/file/d/19w_2vYRbGLx3UICIZARObPPMbuTozCyh/view?usp=sharing">https://drive.google.com/file/d/19w_2vYRbGLx3UICIZARObPPMbuTozCyh/view?usp=sharing</a>
1C	Mini-Bottle Mix	<a href="#">1C. MMS QUICK-VIDS: Mini-Bottle Mix for protocols and other uses</a>	<a href="https://drive.google.com/file/d/1yubUlm5mPKStm2S38CUMu00vYw0mP2m/view?usp=sharing">https://drive.google.com/file/d/1yubUlm5mPKStm2S38CUMu00vYw0mP2m/view?usp=sharing</a>
1D	Premeasured ClO <sub>2</sub> Storage (flakes)	<a href="#">AZ. MMS EMERGENCY MEDICINE: Premeasured Dry Mix of ClO<sub>2</sub> for storage - How to measure, how to store</a>	<a href="https://drive.google.com/file/d/1_AyTVSySesDIBKrfFdalmHiKKqovobe/view?usp=sharing">https://drive.google.com/file/d/1_AyTVSySesDIBKrfFdalmHiKKqovobe/view?usp=sharing</a>
1E	Maintenance Dose (Capsules)	<a href="#">Maintenance Dose in Capsules - 6 or 8 drops (No Sour Taste!)</a>	
1F	Protocol 4000	<a href="#">Protocol 4000 with Calcium Hypochlorite (MMS 2) short version</a>	
1G	Explain Medicinal ClO <sub>2</sub>	<a href="#">General Explanation</a> of Components  <a href="#">Elevator Speech on using Chlorine Dioxide</a>	
1H	Lung Treatment	<a href="#">Lung treatment with Chlorine Dioxide (Be very careful to follow instructions)</a>	
1I	Make 24oz NaclO <sub>2</sub> & HCL (A and B mix)	<a href="#">1I. MMS QUICK-VIDS: How to make 24 oz of materials for Chlorine Dioxide in under 5 minutes</a>	<a href="https://drive.google.com/file/d/1wRghNQS2VwqeBAbpHgssWNJ-1yfQIyoW/view?usp=sharing">https://drive.google.com/file/d/1wRghNQS2VwqeBAbpHgssWNJ-1yfQIyoW/view?usp=sharing</a>
1J	AudioBook	<a href="#">1J. Free AudioBook (Downloadable)</a>	
1K	\$100 for 25+ years of ClO <sub>2</sub>	<a href="#">How \$100 buys you over 25 years worth of Chlorine Dioxide</a>	
CF	Make your own CDS - 3 & 14 hrs	<a href="#">3 hour CDS: Lackney &amp; Perrone Method</a>  <a href="#">14 Hour Bag in Water Bottle Method (Lackney &amp; McRay method)</a>	Bag in Bottle method is my favorite for making CDS